



CHARLESTON SOUTHERN

BUCCANEER FOOTBALL

Game Notes: Game 6 - vs. Presbyterian - Oct. 22, 2016 - 6 p.m.
 Buccaneer Field - Charleston, S.C. - ESPN3

Kevin O'Rourke - Director of Sports Media
 E-Mail: korourke@csuniv.edu
 Office: (843) 863-7289
 Cell: (843) 607-9612
 www.CSUSPORTS.com - @csusports

GAME 6: PRESBYTERIAN

Date/Time: Oct. 22, 2016 / 6 p.m.
Site: Charleston, S.C.
Stadium: Buccaneer Field
Video: ESPN3 (<http://www.WatchESPN.com>)
Audio: csusports.com; Kevin O'Rourke (PxP) & Danny Croghan (Color)
Series: PC leads, 14-9
Last meeting: CSU 10, PC 7 (10/17/15)
Of Note: CSU has won six of the eight meetings in Big South Conference play

MATCHUP

No. 9/9 CHARLESTON SO. (3-2, 1-0 Big South)
Head Coach: Jamey Chadwell
 Career Record: 56-34 (8th Season)
 CSU Record: 31-12 (4th Season)
PRESBYTERIAN (2-4, 1-1 Big South)
Head Coach: Harold Nichols
 Career Record: 19-62 (8th Season)
 PC Record: Same

2016 Presbyterian Schedule

Sept. 1	@ Central Michigan	L, 49-3
Sept. 10	@ Chattanooga	L, 34-0
Sept. 17	@ Campbell	W, 31-14
Sept. 24	Florida Tech	L, 28-7
Oct. 8	@ Gardner-Webb*	L, 24-3
Oct. 13	Monmouth*	W, 17-13
Oct. 22	@ Charleston Southern*	
Oct. 29	Coastal Carolina	
Nov. 5	Liberty*	
Nov. 12	@ Kennesaw State*	
Nov. 19	@ South Alabama	

GAME BRIEF

Charleston Southern steps back into Big South Conference play as it hosts Presbyterian for homecoming at Buccaneer Field. The contest is CSU's first home game in seven weeks and first of any kind in three weeks. The Albany State game was cancelled due to Hurricane Matthew and the Bucs followed with an open week, making for a lengthy layoff. CSU used the time to rest and try to recover to full health while also attempting to stay sharp and ready for game action.












Presbyterian enters with momentum thanks to a 17-13 home win over Monmouth last Thursday night. The Blue Hose snapped a two-game losing streak by mounting a goal line stand in the final minute.

CSU will be looking to extend its Big South winning streak to 11 games and its home winning streak to nine. The Bucs will also be looking for their defense to return to form following a lackluster performance against Coastal Carolina. Defensive coordinator Chad Staggs' unit has had its way with PC each of the last two years, allowing just seven points in each game. The Blue Hose have struggled mightily offensively this year, scoring just 13 points in their four losses.

CSU will also look to solve the riddle of PC's defense. PC upset CSU, 7-3, in Charleston in 2014 and nearly repeated the feat last year before a 4th quarter TD drive gave the Bucs a key win.

*Big South Conference game

2016 CHARLESTON SOUTHERN FOOTBALL SCHEDULE

Opponent/Game Info	Series Info/TV/Final Score	Last Meeting/Result	Game Notes
 North Dakota State Bison Aug. 27 - Fargo, N.D. Fargodome	L, 24-17 (OT)	CSU nearly snapped NDSU's 42-game non-conference losing streak in forcing first OT contest in Fargodome history	Mike Holloway rushed for 126 yds. & 2 TD vs. 5-time defending national champs; Bucs D held NDSU to 138 1st half yards; Troy McGowens INT set up FG try to win in regulation
 Kentucky State Thoroughbreds Sept. 3 - Charleston, S.C. Buccaneer Field	W, 57-7	Bucs score on six of first seven possessions to build 43-0 lead and cruise to eighth straight home win and fourth straight in home opener	CSU rolls up 405 yards rushing - third highest single-game output in program history - and a Big South record 248 punt return yards; Alan Barnwell a career-high 108 yards rushing
 Florida State Seminoles Sept. 10 - Tallahassee, Fla. Doak Campbell Stadium	L, 52-8	Seminoles score 28 first quarter points, taking advantage of two CSU turnovers, to blow game open early in home opener	Bucs outgained Seminoles 92-60 in 4th quarter and were nearly even in total yardage (164-184) after halftime; Robert Mitchell 142 yds. passing & TD in CSU debut
 Monmouth Hawks Sept. 24 - West Long Branch, N.J. Kessler Field	W, 35-7	Bucs have now out-scored Monmouth, 99-14, in three meetings; CSU scored TD on first four second half possessions to take control of game	CSU runs Big South winning streak to 10 games thanks to 322 yards rushing, including 151 and 214 all-purpose yards from Big South Co-Off. Player of Wk. Mike Holloway
 Coastal Carolina Chanticleers Oct. 1 - Conway, S.C. Brooks Stadium	W, 59-58 (2 OT)	CSU beats rival Coastal in wild game featuring 117 points and 885 yards of offense; Solomon Brown blocked PAT in 2nd overtime to provide difference	Bucs got back to ball control identity, holding possession for 42:41 while running 89 plays to Coastal's 56; Shane Bucenell named Big South Fresh. of Wk. - 149 yds., 4 TD
 Albany State Golden Rams Oct. 8 - Charleston, S.C. Buccaneer Field	Cancelled	Game was cancelled due to Hurricane Matthew and will not be made up	Cancellation backed up against an open week, giving CSU a three-week layoff from game action
 Presbyterian Blue Hose Oct. 22 - Charleston, S.C. Buccaneer Field	PC leads, 14-9 6 p.m. ESPN3	Kyle Copeland sparked 4th quarter TD drive & defense made it stand up in 10-7 win in Clinton; CSU defense held PC to 142 yds. & came up with 2 4th qtr. picks	CSU gutted out road win last October, avenging 2014 loss that kept it from likely playoff bid; only 27 combined points between teams in last 2 matchups
 Bucknell Bison Oct. 29 - Charleston, S.C. Buccaneer Field	First-ever meeting 3 p.m. Big South Network	First-ever meeting; Bison come off 4-7 season and are led by Joe Susan, a long-time assistant under Greg Schiano at Rutgers	Bucs only other game vs. Patriot League foe was a win over Georgetown in 2006 as part of 9-0 start to season
 Gardner-Webb Runnin' Bulldogs Nov. 5 - Charleston, S.C. Buccaneer Field	GWU leads, 9-6 12 noon ASN	CSU pitched 34-0 shutout in Boiling Springs last October, holding GWU to 110 yards and just 20 in 2nd half	CSU has throttled GWU, 78-14, in 2 meetings since 2013 loss that kept Bucs from Big South title and playoff bid
 Liberty Flames Nov. 12 - Lynchburg, Va. Williams Stadium	Liberty leads, 19-4 3:30 p.m. ESPN3	CSU rallied back from pair of deficits to top Flames and finish off 6-0 Big South season; Kenny Dinkins career-high 114 yds. & 2 TD in win	CSU rallied to down Flames & completed unbeaten FCS regular season in 2015; back-to-back wins over LU, breaking 8-game losing streak in series
 Kennesaw State Owls Nov. 19 - Charleston, S.C. Buccaneer Field	CSU leads, 1-0 11:45 a.m. Big South Network	Anthony Ellis forced fumble & return for TD powered CSU to another brilliant defensive outing & clinched program's first-ever playoff bid	CSU dug way out of early hole to clinch Big South title & playoff bid in 2015; Bucs held Owls' triple option attack to 112 yards rushing



General Information

Location: Charleston, S.C. Mailing Address P.O. Box 118087 Charleston, SC 29423-8087
 Founded 1964
 Enrollment 3,596
 Nickname Buccaneers
 Colors Blue (PMS 295) and Gold (PMS 873)
 Stadium Buccaneer Field
 Capacity/Surface 4,000/field turf
 Affiliation NCAA Division I (FCS)
 Conference Big South
 President Dr. Jairy C. Hunter, Jr.
 Athletic Director Hank Small
 Associate A.D. (Development) Tyler Davis
 Assistant A.D. (Internal Affairs) James Bradley
 Assistant A.D.(Compliance)/SWA Ashton Turner
 Strength and Conditioning Coach Chad Scott
 Administrative Assistant Becky Bates
 Athletic Department Phone 843-863-7678
 Athletic Department Fax 843-863-7695
 Ticket Office Phone 843-863-7670

Football Information

Head Coach Jamey Chadwell
 Alma Mater (Year) East Tennessee State ('00)
 Record at CSU (4th Season) 31-12 (13-4 Big South)
 Overall Record (8th Season) 56-34
 Assistant Coaches:
 Gabe Giardina (4th Yr., Alabama '04) Offensive Coord./Offensive Line
 Chad Staggs (4th Yr., USC Upstate '00) Defensive Coord./Defensive Backs
 Skylor Magee (4th Yr., Southern Miss '05) Defensive Line
 Mark Tucker (4th Yr., ETSU, 1987) Quarterbacks
 Newland Isaac (4th Yr., CSU '09) Running Backs
 Willy Korn (4th Yr., Clemson '10) Wide Receivers/Recruiting Coordinator
 Rod Wilson (4th Yr., South Carolina '05) Inside Linebackers
 Josh Miller (4th Yr., App. State '07) Special Teams/Outside Linebackers
 Chad Scott (5th Yr., Eastern Kentucky, '01) Strength & Conditioning
 Bob Garrett (4th Yr., Winthrop, 1984) .. Director of High School Relations/Tight Ends
 David Padilla (8th Yr., CSU '11) ... Kickers & Punters/Director of Football Operations
 Charlie Skalaski (1st Yr., Liberty '13) Asst. Secondary Coach
 Malcolm Dixon (3rd Yr., CSU '14) Grad. Asst.- QBs/Ops. Football Office
 Sean Lampkin (3rd Yr., Brevard '14) Wide Receivers/Video Coord.
 Tanner Rogers (2nd Yr., CSU '15) Grad. Asst. - Defensive Line/Video Coord.
 Phone 843-863-7119

Media Relations

Website <http://www.csusports.com>
 Dir. of Sports Media (FB Contact) Kevin O'Rourke (korourke@csuniv.edu)
 Office Phone 843-863-7289
 Cell Phone 843-607-9612
 Dir. of Sports Info & Operations Seth Montgomery (smontgomery@csuniv.edu)
 Office Phone 843-863-7853
 Sports Information Fax 843-863-7676
 Video Coordinator Jeremy Sullivan (jsullivan@csuniv.edu)
 Office Phone 843-863-7289
 Phone 843-708-1189

CSU Sports Information Overnight Mailing Address:
 9200 University Blvd.
 Charleston, SC 29406

2016 Charleston Southern Football Schedule

Date	Opp. (TV)	Location	Time
Aug. 27	@ North Dakota State (ESPN)	Fargo, N.D.	L, 24-17 (OT)
Sept. 3	Kentucky State (BSN)	Charleston, S.C.	W, 57-7
Sept. 10	@ Florida State (RSN)	Tallahassee, Fla.	L, 52-8
Sept. 24	@ Monmouth* (ESPN3)	West Long Branch, N.J.	W, 35-7
Oct. 1	@ Coastal Carolina	Conway, S.C.	W, 59-58 (2 OT)
Oct. 8	Albany State (BSN)	Charleston, S.C.	Cancelled
Oct. 22	Presbyterian* (HC) (ESPN3)	Charleston, S.C.	6 p.m.
Oct. 29	Bucknell (BSN)	Charleston, S.C.	11:45 a.m.
Nov. 5	Gardner-Webb* (ASN)	Charleston, S.C.	12 noon
Nov. 12	@ Liberty* (ESPN3)	Lynchburg, Va.	3:30 p.m.
Nov. 19	Kennesaw State*	Charleston, S.C.	11:45 a.m.

*Big South Conference Game
 HC - Homecoming
 All Times Eastern and Subject To Change

Football History/Team Information

First Year of Football 1991
 Seasons Played (Seasons in FCS) 26 (24)
 All-Time Record 113-169
 Conference Championships 2015 (Outright), 2005 (Co-Champions)
 Playoff appearances 2015 (#8 national seed; FCS quarterfinals)
 2015 Overall Record 10-3
 2015 Big South Conference Record/Finish 6-0 (1st)
 Total Lettermen Returning/Lost 44/16
 Total Starters Returning/Lost 16/10
 Offense Spread Option
 Defense 3-4

Offensive Starters

Returning (5): RB Darius Hammond, RB Mike Holloway, C Jackson Williamson, LT Erik Austell, RG Frank Cirone

Lost (6): WR Kevin Glears, WR Nathan Perera, QB Austin Brown, RT Benny Timmons, LG Zach Sibrava, TE Nathan Prater

Defensive Starters

Returning (7): DE Anthony Ellis, DT Johnny Robinson, MLB Zane Cruz, BAND Solomon Brown, CB Troy McGowens, FS Corbin Jackson, SS D.J. Curl

Lost (4): DL Caleb Batchelor, LB Aaron Brown, CB Malcolm Jackson, Zack Johnson

Specialists

Returning (4): P Truett Burns, PK Tyler Tekac, KO David Kennedy, KR/PR Darius Hammond

Players to Watch (Offense)

RB Mike Holloway: CSU single-season record 12 rushing TD in 2015
 RB Darius Hammond: 2015 CFPA FCS All-Purpose Performer of Year
 LT Erik Austell: 2015 STATS FCS 2nd Team All-American
 WR Colton Korn: 74 career catches; reliable go-to target on 3rd down

Players to Watch (Defense)

DE Anthony Ellis: 2015 1st Team All-Big South; league-high 18 TFL
 LB Solomon Brown: 2015 Big South Freshman of the Year
 CB Troy McGowens: Back-to-back 2nd Team All-Big South
 DT Johnny Robinson: Earned 3 starts late in freshman season; cousin of Anthony Ellis

Returning Statistical Leaders

Passing: Kyle Copeland - 31-52 (59.6%), 425 yds., 5 TD, 1 INT
 Rushing: Darius Hammond - 145 rush, 856 yds., 5.9 avg, 7 TD, 60 lng
 Receiving: Colton Korn - 21 rec., 235 yds., 11.2 ypc, TD, 26 lng
 Tackles: Solomon Brown - 69 (34 solo)
 Interceptions: 5 players with 1 each



QUICK HITTERS

IT'S BEEN A WHILE...

Charleston Southern will have gone three weeks without playing a game by the time Saturday rolls around. The Bucs were scheduled to play Albany State on Oct. 8 but the game was first moved to Oct. 6 and then cancelled due to Hurricane Matthew's effect on the Lowcountry. That cancellation backed up against an open week, giving CSU an extended layoff. The time "off" is in stark contrast to Jamey Chadwell's first year as head coach in 2013 when the program played 13 straight games without a single bye week. CSU added a game against Colorado in-season.

THRILLER IN CONWAY

Charleston Southern's last game was more than memorable. CSU edged rival Coastal Carolina, 59-58, in double overtime in a contest that featured nine lead changes. The Bucs are now 3-0 in multiple overtime games, posting previously pivotal wins over Coastal Carolina (2005 - secured first Big South title) and The Citadel (2006 - first win over Bulldogs; part of 9-0 start to season).

BUCENELL'S BREAKOUT GAME

Shane Bucenell earned Big South Freshman of the Week honors after throwing for 149 yards and four touchdowns in the win over Coastal. Bucenell was making just his second career start in place of the injured Kyle Copeland, who was lost for the season in the Kentucky State game. Bucenell led the Bucs back from an early 21-7 deficit with 16 unanswered points in the second quarter. After missing much of the second half due to cramping issues, Bucenell returned to throw TD's to Colton Korn and Jared Scotland in overtime, lifting the Bucs to victory.

BACK TO BALL CONTROL

CSU held the football for 42:41 of regulation against Coastal, running 89 plays to the Chanticleers' 56. The Bucs had won the time of possession battle just once in their first four games. CSU led the country in time of possession in 2013 and 2014, establishing an identity with a unique spread option offense. Two of CSU's five 40+ minute T.O.P performances have been against Coastal, with the other coming in its 2013 upset win.

HOLLOWAY BECOMES CSU CAREER RUSHING LEADER

Mike Holloway became CSU's all-time leading rusher on a seven-yard run midway through the fourth quarter against Coastal. Holloway now has 2,227 yards and required 146 carries less than Christian Reyes

(previous record holder) to go over the 2,200 yard mark. He had 141 yards and a touchdown on a career-high 22 carries. It was his third 100-yard rushing effort in four games this season and the sixth of his career.

BIG PLAY HOLLOWAY

Holloway leads the nation in yards per carry and it's not close. With an average of 10.54 yards per touch, Holloway is nearly two yards ahead of second-place Chase Edmonds of Fordham (8.66 YPC). Holloway led the Big South in yards per carry last season and averages a gaudy 7.9 YPC for his career.

TEN STRAIGHT & COUNTING...

CSU has won ten straight Big South Conference games, with its last loss coming Oct. 25, 2014 at No. 3 Coastal Carolina. The Bucs went undefeated in Big South play last year, joining Stony Brook (2011) as the only teams in league history to post a 6-0 conference mark.

POINTS AT A PREMIUM VS. PC

CSU and PC have combined for just 27 points in their last two meetings, with the road team winning both times. PC edged CSU, 7-3, in October 2014, a loss that cost CSU a share of the Big South title and a likely playoff bid. The Bucs rallied to beat the Blue Hose, 10-7, in Clinton last October behind a dominant defensive effort that allowed only 142 yards. CSU's only touchdown came in the fourth quarter and its defense recorded two interceptions to make the lead stand.

TOP-TEN AGAIN

CSU is ranked in the top ten of both major national polls for the fourth straight week and sixth time overall this year. The Bucs have been ranked in the top 25 for 16 straight weeks dating back to last season. CSU was ranked in the preseason and installed as the Big South Conference favorite for the first time ever this summer. No other Big South team has entered the rankings this year.

WORTHY OF THE ESPN LIGHTS

CSU made the most of its first-ever appearance on ESPN, battling five-time defending FCS national champion North Dakota State to overtime before falling, 24-17. CSU's FCS Kickoff clash with NDSU marked its fifth straight game on the ESPN family of networks. The Bucs played Liberty (ESPN3), Alabama (SEC Network), The Citadel (ESPN3) and Jacksonville State (ESPN2) in front of national audiences to end last season. The NDSU game was CSU's first-ever appearance on ESPN.



A PROGRAM TRANSFORMED (CSU Under Chadwell)

.721 - CSU's winning percentage under Chadwell (31-12 Overall)

10 - Consecutive Big South wins

6-0 - 2015 Big South record as CSU became second team to go unbeaten in Big South play

No. 6/7 - Highest national ranking ever by a CSU team (final 2015 rankings)
12 - Consecutive wins over FCS teams prior to FCS Qtrfnl. loss @ Jacksonville State

15-3 - CSU's record in August and September under Chadwell (losses to Troy, FCS No. 1 NDSU & FBS No. 3 FSU)

25-6 - CSU's record against FCS opponents under Chadwell.

Includes wins over Appalachian State, The Citadel (four times), Coastal Carolina (three times - ranked No. 3, No. 1 & No. 14 at time of CSU wins), and Liberty (twice).

25 - Number of 200-yard rushing days in Chadwell's tenure.

CSU had 13 such efforts in the eight years prior.

1 - CSU's rank in average time of possession in 2013 & 2014

COMPLETE TURNAROUND

Charleston Southern was tagged with one of the nation's longest losing streaks from 2010-2012 at 15 games.

The Bucs started the season 0-3 in 2012 before going 5-3 to end the season and end the year at 5-6. Since the 15-game losing streak, including a 31-12 mark (losses to Georgia, Alabama, Florida State, Vanderbilt, Colorado and Troy) under Chadwell, the CSU program is 36-15 (.706) over its last 51 games.

Buccaneer Turnaround

Year Stretch

'10-'12 0-15 (Losing Streak led NCAA)

'12 (Last 8 gms.) 5-3 finish

Jamey Chadwell Era Begins

2013 10-3 (School Record 10 wins)

2014 8-4

2015 10-3 (No. 6/7 final ranking)

2016 3-2 (pushed #1 NDSU to OT in opener)

Chadwell 31-12 (27 weeks in polls)



TRENDING WELL AT HOME

CSU is 16-2 at home under Chadwell and has won eight straight games at Buccaneer Field dating to November of 2014. The Bucs were a perfect 6-0 in 2015, capped off by a playoff win over The Citadel in front of nearly 8,500 fans, a Buccaneer Field record. CSU is 4-0 in home openers, posting a hard-fought win over Shorter and blowout victories over Point, North Greenville and Kentucky State.

BLUE SWARM CREATING PRESSURE

CSU's defense leads the Big South and ranks eighth nationally with 16 sacks (3.2 per game). The Bucs remain among national leaders despite recording just two sacks and two tackles for loss against Coastal. Anthony Ellis (4th), Solomon Brown (8th) and Mike Taylor are all among the Big South's top ten in sacks per game.

STARTING FAST

CSU is 15-3 in August/September under Chadwell. The Bucs were 11-0 in such contests prior to a 44-16 loss at Troy (FBS - Sun Belt Conference) last September 10. Included in the run of stellar play to start the season are wins at The Citadel, Appalachian State and then-FBS transitional member, Charlotte.

THE ROAD IS NO DETERRENT

CSU is 15-8 on the road under Chadwell and an even more impressive 15-4 against FCS competition. The Bucs set a single-season Big South record with six road wins in 2013, stringing together five victories away from home during an unexpected 7-0 start to the campaign. To start this season, CSU nearly ended NDSU's then 42-game non-conference home winning streak, a stretch that spans 13 years. That effort looks even more impressive after the Bison beat Iowa (FBS - No. 13) on Sept. 17.

YOUNG QB'S IN THE FOLD

Redshirt freshman London Johnson made his first career start at one of college football's premier venues at Doak Campbell Stadium in Tallahassee, Fla. Johnson gave way for much of the day to junior Robert Mitchell, who made his CSU debut. Mitchell showed promise, passing for 142 yards and a touchdown while making several positive plays in the option game in the second half. CSU expects to get redshirt freshman Shane Bucenell back against Monmouth. Redshirt junior Kyle Copeland suffered an injury against Kentucky State and is out for the remainder of the season.

BUCENELL MAKES 1ST CAREER START

Shane Bucenell passed for 98 yards and a touchdown and added 73 yards on the ground against Monmouth. Bucenell has moved into a starting role following Kyle Copeland's season-ending injury versus Kentucky State. Robert Mitchell keyed a 7-play, 73-yard second quarter touchdown drive to spark CSU in its 10th straight league win. Mitchell hit Kameron Brown for a 20-yard touchdown pass to give the Bucs a 7-0 lead.

SOLOMON BROWN STELLAR VS. 'NOLES

Redshirt sophomore linebacker Solomon Brown was all over the field against then No. 3 Florida State. Brown

led CSU with nine stops and three tackles for loss, including a first quarter sack. He showed his versatility by dropping back into coverage several times and nearly intercepted a Deondre Francois' pass on FSU's opening drive.

RETURN GAME STELLAR VS. KENTUCKY ST.

CSU recorded a single-game program record 248 punt return yards in its home opening rout of Kentucky State. Kelan Fraise highlighted that production with a 70-yard return for a touchdown. Fraise was named the Big South Special Teams Player of the Week after gaining 126 yards on three returns. Senior Darius Hammond, a two-time all-league pick at punt returner, racked up 122 yards on four returns of his own.

DEFENSE SHINES AGAINST NDSU

CSU's defense turned in an outstanding first half effort to help the Bucs show NDSU they were there to win. The Bucs held the Bison to 138 yards and pitched a shutout until the stanza's final play. Along the way, CSU recorded three sacks, forced a turnover and limited NDSU's dynamic rushing attack to barely more than three yards per carry. In the second half, the defense - handicapped by several key injuries - delivered timely stops to enable CSU to rally and force overtime late in the fourth quarter.

KAM BROWN LEADS NEWBIES VS. NDSU

Redshirt freshman receiver Kameron Brown enjoyed a stellar debut on CSU's biggest stage. Brown reeled in three catches for 58 yards and was the go-to target in the Bucs' passing game. He had catches of 21 yards on back-to-back third quarter drives before delivering one of the plays of the day on CSU's fourth quarter TD drive. Brown hauled in a 4th-and-10 catch for 16 yards to move the chains. CSU would score on Holloway's six-yard run two plays later. Brown was named Big South Freshman of the Week thanks to his effort.

DEFENSIVE DOMINANCE

CSU allowed just 141 yards in Saturday's win over Kentucky State. Holding opponents to less than 200 yards total offense is not foreign to the Bucs' Blue Swarm. CSU ranked ninth in the nation in total defense in 2015, allowing just 292 yards per game. The Bucs paced the nation in the category for part of the season thanks

to the most dominant stretch in Big South history. CSU started conference play by holding Monmouth, Presbyterian and Gardner-Webb to less than 150 yards of offense. No other team in Big South history has held back-to-back foes under the 200-yard mark.

Below is a further look into that stretch.

CSU Defense (Oct. 10 thru Oct. 24, 2015)

Opponent	Total yards/1st Dwns.	Result
Monmouth	115/6	W, 37-7
Presbyterian	142/9	L, 10-7
Gardner-Webb	110/6	W, 34-0

PRESEASON ITEMS OF INTEREST BIG SOUTH P.O.Y. SWEEP

Junior Anthony Ellis (DE) and senior Darius Hammond (RB) were named the Big South's preseason players of the year. Both were first-team all league picks in 2015, with Hammond doing so at punt returner while also earning second-team honors at running back. In all, a league-high seven Bucs were named to the preseason all-conference team. Seniors Erik Austell (LT), Jackson Williamson (C), Troy McGowens (CB), Joseph Smith (LS) and freshman Solomon Brown (LB) also earned recognition.

PRESEASON ALL-AMERICANS

Senior left tackle Erik Austell garnered first-team preseason All-American honors from STATS FCS. Austell, a three-year starter at left tackle, earned STATS FCS Second-Team All-America honors in 2015. Three Bucs - Anthony Ellis, Darius Hammond and Joseph Smith were named to the second team.

WATCH OUT FOR THIS DUO

Anthony Ellis and Darius Hammond were each named to the 2016 STATS FCS Player of the Year preseason watch lists on their respective sides of the ball. Ellis led the Big South with 18 tackles for loss and ranked second with 7.5 TFL in 2015, anchoring the Bucs' deep defensive line. Hammond led CSU in rushing and ranked 17th nationally in all-purpose yards in 2015. He was named College Football Performance Awards (CFPA) All-Purpose Performer of the Year in January.

FBS WORTH NOTING

- CSU has squared off against foes from every Power 5 conference with the exception of the Big 12. Below is a game-by-game listing of the Bucs' FBS contests.

All-Time Results vs. FBS Opponents (0-18)			
Opponent	Date	Result	Site/Attendance
Florida State	Sept. 10, 2016	L, 52-8	Doak Campbell Stadium (Tallahassee, Fla. - 75,831)
Alabama	Nov. 21, 2015	L, 56-6	Bryant-Denny Stadium (Tuscaloosa, Ala. - 100,611)
Troy	Sept. 12, 2015	L, 44-16	Veterans Memorial Stadium (Troy, Ala. - 17,517)
Georgia	Nov. 22, 2014	L, 55-9	Sanford Stadium (Athens, Ga. - 92,746)
Vanderbilt	Oct. 11, 2014	L, 20-21	Vanderbilt Stadium (Nashville, Tenn. - 26,738)
Colorado	Oct. 19, 2013	L, 10-43	Folsom Field (Boulder, Col. - 36,730)
Illinois	Sept. 15, 2012	L, 0-44	Memorial Stadium (Champaign, Ill. - 45,369)
Florida State	Sept. 10, 2011	L, 10-62	Doak Campbell Stadium (Tallahassee, Fla. - 75,229)
Central Florida	Sept. 3, 2011	L, 0-62	Bright House Networks (Orlando, Fla. - 39,752)
Kentucky	Nov. 6, 2010	L, 21-49	Commonwealth Stadium (Lexington, Ken. - 61,884)
Hawaii	Sept. 25, 2010	L, 7-66	Aloha Stadium (Honolulu, Hi. - 30,300)
South Florida	Sept. 19, 2009	L, 0-59	Raymond James Stadium (Tampa, Fla. - 38,798)
Florida	Sept. 5, 2009	L, 3-62	Ben Hill Griffin Stadium (Gainesville, Fla. - 90,621)
Miami (OH)	Sept. 13, 2008	L, 27-38	Yager Stadium (Oxford, Ohio - 13,833)
Miami (Fla.)	Aug. 28, 2008	L, 7-52	Dolphin Stadium (Miami, Fla. - 48,119)
Hawaii	Sept. 22, 2007	L, 10-66	Aloha Stadium (Honolulu, Hi. - 37,723)
South Florida	Oct. 18, 2003	L, 7-55	Raymond James Stadium (Tampa, Fla. - 28,365)
South Florida	Nov. 2, 2002	L, 6-56	Raymond James Stadium (Tampa, Fla. - 23,144)



Jamey Chadwell

CSU Head Coach 4th Season ETSU, 2000

Jamey Chadwell enters his fourth season as Charleston Southern head coach in 2016. Chadwell has transformed the Bucs' program into a Big South Conference favorite and national contender in his three years at the helm.

CSU broke through on the national stage in a big way in 2015, compiling a 10-3 overall record and a 6-0 Big South mark en route to achieving a pair of firsts - an outright conference championship and an FCS Playoff bid. The Bucs finished the regular season as one of just three programs to go undefeated against fellow FCS competition. Chadwell was named Big South Coach of the Year for the second time in three years after piloting a roster that included 13 all-conference selections to the quarterfinals of the FCS Playoffs.

CSU highlighted its 25th season of college football with two more wins over The Citadel, making Chadwell a perfect 4-0 against the crosstown rival Bulldogs, a victory over top-ranked Coastal Carolina and a second straight triumph over Liberty. CSU downed The Citadel on the road with a dominant second half effort to cap another terrific September, and then stymied the Bulldogs in the second round of the FCS Playoffs in front of a Buccaneer Field record crowd of 8,451 fans.

CSU finished the 2015 season at No. 6 in the STATS FCS Poll and No. 7 in the FCS Coaches Poll, marking the highest final national rankings in program history.

CSU's 28 wins over the last three seasons are the most over a three-year stretch in program history, and is one more than the program's total output in the six years prior to Chadwell's arrival. The Bucs have been ranked for 18 weeks during Chadwell's tenure after appearing in the national rankings just once in the program's first 22 seasons.

The Bucs followed up a program-record 10-win campaign in 2013 with an 8-4 mark in 2014. CSU completed a 5-0 month of September for the second straight year and put together a three-game winning streak in Big South play to finish 3-2 in the league. Chadwell led CSU to dominant wins at Monmouth and at home against Gardner-Webb before directing the Bucs to a pivotal win at Liberty. CSU put itself in FCS Playoff contention with that win in Lynchburg, rolling up almost 600 yards of offense against a Liberty team that won the Big South and advanced to the second round of the FCS Playoffs.

CSU led the country in time of possession and ranked 16th in rushing offense in 2014 as Chadwell's spread option attack continued to flourish. The Bucs' aggressive defense also excelled and paced the Big South in total defense, rushing defense and pass defense.

Included in CSU's second straight unblemished September were wins over The Citadel and Charlotte. CSU topped The Citadel, 20-18, in front of a then-record Buccaneer Field crowd, defeating its intra-city rival for the second straight season. The Bucs pulled out a 47-41 overtime win at Charlotte the following week to cap the perfect September and pick up a second straight win over the FBS-bound 49ers.

Chadwell and CSU also gained national exposure from a near-upset of Vanderbilt University. CSU fell 21-20, but shut out the SEC member in the second half while posting a nearly 100-yard advantage in total offense.

Chadwell was named the 2013 Big South Coach of the Year, the AFCA Region II Coach of the Year, and a finalist for the Eddie Robinson Award, which is awarded to the top FCS coach, after CSU set a school-record for wins during a 10-3 season. The Buccaneers surged into the national spotlight during a 10-1 start to the season and built an electric atmosphere surrounding the program.

CSU climbed as high as No. 12 in the FCS Coaches Poll - the highest ranking in school history - following its near perfect start. The Bucs spent the final seven weeks of the season in the coaches' poll and finished the year ranked for the first time in school history at No. 22.

Chadwell and the Bucs reeled off some of the program's biggest wins week after week, opening the year with a 32-29 come-from-behind win at The Citadel. CSU followed with a 27-24 win at FBS bound and

three-time national champion Appalachian State four weeks later in front of 30,000 fans. The Bucs would go on to start 7-0 and win four of their first five games on the road.

The Buccaneers beat the highest-ranked opponent in school history in early November in front of a then-record crowd at Buccaneer Field. CSU topped then-No. 3 Coastal Carolina, 31-26, in front of over 6,000 fans to start a perfect 3-0 in Big South play.

CSU led the nation in average time of possession in 2013, and was among national leaders in turnover margin, rushing offense, and scoring defense during their historic start. The Buccaneers' only loss in their opening 11 games was at the Pac-12 member Colorado in mid-October, a game that was added only three weeks before it was played.

CSU shattered a number of records during Chadwell's first year, most notably the team single-season rushing record with 3,028 yards, breaking the old record by over 1,000 yards. Junior running back Christian Reyes became the Bucs' first 1,000-yard rusher with 1,254 yards. Freshman quarterback Danny Croghan III was named the 2013 Big South Offensive Freshman of the Year and Reyes was named First Team All-Big South to lead nine Bucs receiving Big South postseason awards.

Chadwell was named Charleston Southern head coach in January 2013, returning after a four-year stretch as head coach at North Greenville and Delta State.

Chadwell is the third head coach in CSU history. He replaced Jay Mills, who retired after ten seasons as CSU's head coach. Chadwell, who was 35-25 in his first five seasons as a head coach, spent five seasons at CSU as an assistant.

In 2013, he served as the first-year head coach at Delta State University in Cleveland, Miss. Prior to DSU, he put North Greenville University on the national map at the D-III level.

The east-Tennessee native went from 2-8 in his first season at NGU to 11-3 in 2011 and a berth in the NCAA D-III Quarterfinals, where his Crusaders lost to Delta State, 28-23. In his three seasons at North Greenville, Chadwell was 22-14 and led NGU to its first-ever national ranking, finishing the 2011 season 12th in the American Football Coaches Association DIII Poll.

Chadwell spent five seasons on Mills' staff at CSU before leaving for North Greenville. He helped the Bucs' program reach new heights, claiming the 2005 Big South Conference title with a 7-4 record and a 3-1 mark in league play. In 2006, he became the Bucs' wide receivers coach, while continuing to serve as recruiting coordinator.

Chadwell's five-year stretch as an assistant at CSU was the most successful stretch in program history. The Bucs compiled a national best 14-game winning streak from 2005-06, and enjoyed three of the four winning seasons in the program's short history during his tenure.

Following the 2006 season, Mills' promoted Chadwell to Assistant Head Coach and the former East Tennessee State quarterback would finish out his time at Charleston Southern in that capacity. During his five seasons with Mills, CSU accumulated 28 wins and a Big South Conference title.

Chadwell played at East Tennessee State University (1995-99) and was a two-year starter at quarterback.

He began his collegiate coaching career at his alma mater ETSU in 2000. From 2000-2003, the former Anderson County High School star worked with quarterbacks, tight ends and running backs while assisting with recruiting and offensive game planning.

As a four-year letterman at ETSU, Chadwell spent two seasons as a co-starter at quarterback. He was twice named Team Captain and helped lead ETSU to the Southern Conference title game two times during his career (1995-1999).

He received his bachelor's degree in Economics and Business Education in May 2000 from East Tennessee State. He also completed his master's in Business Administration from Charleston Southern in May 2006. Both times finishing his coursework with a 3.3 or higher cumulative GPA.

Chadwell is married to the former Solmaz Zarrineh and the couple has one son, Jameson (6) and two daughters, Avery (2) and Soraya (1).

BUCS UNDER CHADWELL (First 3 years)

2013 (10-3, 3-2 Big South)

Aug. 31	@ The Citadel	32-29	W
Sept. 7	Shorter	23-15	W
Sept. 14	@ Campbell	30-10	W
Sept. 21	@ Norfolk State	20-12	W
Sept. 28	@ Appalachian State	27-24	W
Oct. 5	North Greenville	28-14	W
Oct. 12	@ VMI*	25-17	W
Oct. 19	@ Colorado	10-43	L
Oct. 26	Charlotte	36-14	W
Nov. 2	@ Presbyterian*	27-16	W
Nov. 9	Coastal Carolina*	31-26	W
Nov. 16	@ Gardner-Webb*	10-27	L
Nov. 23	Liberty*	14-56	L

2014 (8-4, 3-2 Big South)

Aug. 28	Point	61-9	W
Sept. 6	Newberry	16-10	W
Sept. 11	Campbell	34-10	W
Sept. 20	The Citadel	20-18	W
Sept. 27	@ Charlotte	47-41 (OT)	W
Oct. 11	@ Vanderbilt	20-21	L
Oct. 18	Presbyterian*	3-7	L
Oct. 25	@ Coastal Carolina*	22-43	L
Nov. 1	@ Monmouth*	27-0	W
Nov. 8	Gardner-Webb*	44-14	W
Nov. 15	@ Liberty*	38-36	W
Nov. 22	@ Georgia	9-55	L

2015 (10-3, 6-0 Big South)

Big South Champions

Sept. 3	North Greenville	41-14	W
Sept. 12	@ Troy	44-16	L
Sept. 17	ETSU	47-7	W
Sept. 26	@ The Citadel	33-20	W
Oct. 10	Monmouth*	37-7	W
Oct. 17	@ Presbyterian*	10-7	W
Oct. 24	@ Gardner-Webb*	34-0	W
Oct. 31	Coastal Carolina*	33-25	W
Nov. 7	@ Kennesaw State*	28-14	W
Nov. 14	Liberty*	31-24	W
Nov. 21	@ Alabama	56-6	L
Dec. 5	The Citadel &	14-6	W
Dec. 11	@ Jacksonville State & - FCS Playoffs	58-38	L

THE CHADWELL FILE

Year	School	Position	W-L
2000	East Tennessee State	QB	6-5
2001	East Tennessee State	QB	6-5
2002	East Tennessee State	QB	4-8
2003	East Tennessee State	QB	5-7
2004	Charleston Southern	RC	5-5
2005	Charleston Southern	RC	7-4**
2006	Charleston Southern	WR/RC	9-2
2007	Charleston Southern	AHC	5-6
2008	Charleston Southern	AHC	7-5
Total (Assistant) 9 Seasons			
2009	North Greenville	HC	2-8
2010	North Greenville	HC	9-3#
2011	North Greenville	HC	11-3*
2012	Delta State	HC	3-8
2013	Charleston Southern	HC	10-3 (3-2)%
2014	Charleston Southern	HC	8-4 (3-2)
2015	Charleston Southern	HC	10-3 (6-0)!
2016	Charleston Southern	HC	3-2 (1-0)
Total	7 Seasons		56-34 (13-4)

*NCAA Division II Playoff Quarterfinals

#NCCAA Victory Bowl Champions

**Big South Co-Champions

% Big South and AFCA Region Coach of the Year

! Big South Champions; FCS Playoff quarterfinals



FCS COACHES POLL (Oct. 17, 2016)

RANK	TEAM	REC.	PTS	PREV.
1	Sam Houston State (21)	643	6-0	2
2	Jacksonville State (2)	612	5-1	4
3	Eastern Washington (1)	556	5-1	5
4	North Dakota State (1)	546	5-1	1
5	James Madison (1)	533	6-1	6
6	The Citadel	513	6-0	9
7	Richmond	495	6-1	7
8	Chattanooga	439	6-1	3
9	Charleston Southern	431	3-2	8
10	Montana	428	5-1	10
11	South Dakota State	409	4-2	14
12	Youngstown State	376	5-1	12
13	Western Illinois	336	5-1	13
14	North Carolina A&T	294	5-1	16
15	Eastern Illinois	258	4-2	17
16	North Dakota	253	5-2	18
17	Villanova	220	5-2	11
18t	Cal Poly	207	4-2	20
18t	Central Arkansas	207	5-1	22
20	Samford	147	5-1	24
21	Grambling State	95	4-1	23
22	Stony Brook	91	4-2	NR
23	Harvard	87	4-1	15
24	Albany	50	4-2	19
25	Tennessee State	43	5-1	NR

Others receiving votes: Wofford (36), Northern Iowa (31), South Dakota (30), Lehigh (20), New Hampshire (20), South Carolina State (18), Liberty (10), Illinois State (5), Weber State (4), Southern Utah (2), San Diego (2), Sacred Heart (2), North Carolina Central (1).

STATS POLL (Oct. 17, 2016)

RANK	TEAM (Rec.)	PTS	PREV.
1	Sam Houston State (113)	6-0 4030	2
2	Jacksonville State (19)	5-1 3865	3
3	Eastern Washington (17)	5-1 3689	4
4	North Dakota State (11)	5-1 3575	1
5	The Citadel (5)	6-0 3330	8
6	Richmond	6-1 3291	6
7	South Dakota State	4-2 3119	11
8	James Madison	6-1 3087	7
9	Charleston Southern	3-2 2630	9
10	Montana	5-1 2610	10
11	Chattanooga	6-1 2591	5
12	Western Illinois	5-1 2263	12
13	Youngstown State	5-1 2206	14
14	North Carolina A&T	5-1 1766	15
15	Eastern Illinois	5-2 1491	18
16	Villanova	5-2 1438	13
T-17	Cal Poly	4-2 1382	19
T-17	Coastal Carolina	4-2 1382	16
19	North Dakota	5-2 1223	22
20	Central Arkansas	5-1 1141	23
21	Samford	5-1 829	24
22	Grambling State	4-1 497	25
23	Albany	4-2 442	17
24	Stony Brook	4-2 370	NR
25	Tennessee State	5-1 311	NR

Others receiving votes: Harvard (236), UNI (168), Sacred Heart (134), New Hampshire (110), Lehigh (82), Illinois State (74), South Dakota (60), Fordham (27), Weber State (25), Wofford (25), Maine (22), Nicholls (19), Monmouth (16), Colgate (12), Southern Utah (11), San Diego (10), Stephen F. Austin (7), Missouri State (6), North Carolina Central (6), UT Martin (5), Penn (4), Tennessee Tech (3), Princeton (1), Duquesne (1), Eastern Kentucky (1), Wagner (1), Southeastern Louisiana (1)

BUCS IN THE POLLS (CHADWELL ERA)

- CSU's No. 6/7 final 2015 rankings are the highest in school history.
- CSU was ranked in both major preseason polls (FCS Coaches/STATS FCS) for the first time ever.
- CSU has been ranked for 27 weeks in the Chadwell era after spending only ONE week in the polls in program history previously (22 seasons).
- 2015 marked the fourth different season CSU has been ranked in school history.
- 2013-2016 are the first consecutive seasons for the Buccaneers to appear in the rankings.
- The Buccaneers were ranked for four-straight weeks in the FCS Coaches' Poll in 2014.
- The Bucs reached No. 12 nationally in 2013, the highest ranking in school history until this season.
- CSU started 9-0 in '06 and was ranked for one week.

RECORDING CSU in 2016

CSU's Record in...

September..... 2-2
 October..... 1-0
 November.....

CSU's Conference Record...

At home.....
 On the road..... 1-0

CSU's Non-Conference Record...

At home..... 1-0
 On the road..... 1-2

CSU vs. Ranked Opponents...

At home.....
 On the road..... 1-2 (1-1 vs. FCS)

CSU's Record in Games...

Decided by 1-3 points..... 1-0
 4-7 points..... 0-1
 8-10 points.....
 11-19 points.....
 20-29 points..... 1-0
 30+ points..... 1-1

CSU's Record When Scoring...

10 or fewer points..... 0-1
 11-19 points..... 0-1
 20-29 points.....
 30+ points..... 3-0

CSU's Record When Allowing...

10 or fewer points..... 2-0
 11-19 points.....
 20-29 points..... 0-1
 30+ points..... 1-1

CSU's Record in Games...

During the day..... 2-1
 At night..... 1-1
 Scoring first..... 2-1
 Opponent scores first..... 1-1
 Leading after 1st quarter..... 1-0
 Trailing after 1st quarter..... 1-1
 Tied after 1st quarter..... 1-1
 Leading at halftime..... 3-0
 Trailing at halftime..... 0-1
 Leading after 3rd quarter..... 2-0
 Trailing after 3rd quarter..... 1-1
 In overtime..... 0-1

CSU's record with...

100-yard rusher..... 3-1
 100-yard receiver.....
 300-yard passer.....
 Less than 300-yards total offense..... 0-2
 300-399 yards total offense.....
 400-499 yards total offense..... 3-0
 500+ yards total offense.....
 Committing fewer turnovers..... 2-0
 Committing more turnovers..... 1-1
 Turnovers are equal..... 0-1
 Not committing a turnover.....



Oct. 17, 2016



2016 FOOTBALL

@BigSouthFB - www.BigSouthSports.com

2016 BIG SOUTH FOOTBALL STANDINGS

Table with columns for Team, Big South (W, L, PCT, PF, PA), Overall (W, L, PCT, PF, PA), Home, Road, L10, and Streak. Rows include Charleston Southern, Liberty, Gardner-Webb, Presbyterian College, Kennesaw State, and Monmouth.

SID CONTACTS

- Big South.....Mark Simpson
marks@bigsouth.org
704-341-7990
@BigSouthSID
Charleston Southern.....Kevin O'Rourke
korourke@csuniv.edu
843-863-7289
@CSUF
Gardner-Webb.....Marc Rabb
mrabb@gardner-webb.edu
704-406-4355
@GWUFootball
Kennesaw State.....Mike DeGeorge
mdegeorge@kennesaw.edu
470-578-7589
@KennesawStFB
Liberty.....Todd Wetmore
twetmore@liberty.edu
434-582-2292
@LibertyFootball
Monmouth.....Greg Viscomi
gviscomi@monmouth.edu
732-571-4447
@MUHawksFB
Presbyterian.....Davis Simpson
dasimpson@presby.edu
864-833-7095
@BlueHoseFtball

PLAYERS OF THE WEEK - OCT. 17

OFFENSIVE PLAYER OF THE WEEK - STEPHEN CALVERT, LIBERTY, QB, Fr (PLANTATION, FLA.)

Calvert was 22-of-30 passing (=73.3 percent) for 211 yards and a touchdown with no interceptions in Liberty's 36-21 Big South-opening win at Kennesaw State on Saturday. He was responsible for 11 of the Flames' 22 first downs and recorded a 143.41 passing efficiency rating in his second career start.

DEFENSIVE PLAYER OF THE WEEK - KHARI ROSIER, PRESBYTERIAN, DL, Sr (LITHONIA, GA.)

Rosier totaled five tackles (two solo, three assisted), 2.5 TFL and one-half sack in PC's 17-13 Big South win over Monmouth. He teamed up for a nine-yard sack on the Hawks' opening drive that led to an eventual punt.

SPECIAL TEAMS PLAYER OF THE WEEK - ALEX PROBERT, LIBERTY, PK, Fr (ANDOVER, MINN.)

Probert became the first kicker in Big South history with three field goals from 45 yards-or-longer in a game, as he made kicks from 47, 50 and 47 in the Flames' win at Kennesaw State. He was perfect on all six placekicks (3-of-3 field goals, 3-of-3 PATs) to finish with 12 points.

THE COME READY NUTRITION FRESHMAN OF THE WEEK - JAYLAN FOSTER, GARDNER-WEBB, CB, Fr (DUNCAN, S.C.)

Foster came up with five total tackles (four solo), an interception in the end zone and a 51-yard fumble return that set up Gardner-Webb's lone touchdown against Coastal Carolina. His pick early in the second quarter preserved a scoreless tie, and later in the period, Foster scooped up a fumble and returned it 51 yards to give GWU first-and-goal with :11 seconds left in the opening half.

WEEK 8 SCHEDULE

- SATURDAY, OCT. 22
KENNESAW STATE at GARDNER-WEBB *12:00pm (ASN)
MONMOUTH at LIBERTY *3:30pm (LFSN, BSN)
PRESBYTERIAN at #9/9 CHARLESTON SOUTHERN *6:00pm (ESPN3)

Big South member in ALL CAPS
*- Big South game
All Time Eastern and subject to change

WEEK 7 RESULTS

- THURSDAY, OCT. 13
at PRESBYTERIAN 17.....MONMOUTH 13 *
SATURDAY, OCT. 15
LIBERTY 36.....at KENNESAW STATE 21 *
Coastal Carolina 17.....at GARDNER-WEBB 7
#8/9 CHARLESTON SOUTHERN idle

- Follow FCS Football.....Twitter:
@NCAA_FCS
@ESPNCFB
@FCS_Insider
@HERDSportsNews
@FCS_STATS
@FCS_Football

.....Relevant Hashtags:

- #FCS
#FearTheFCS (vs. FBS opponent)
#FCSFacts
#SCTop10
#FCSPlayoffs
#FCSChamp

Stay with Marriott, Support Big South Student-Athletes

Marriott is the Official Host Hotel of the Big South Conference



BOOK DIRECT SPORTS DESK 704-358-6566. Includes logos for BVLGARI, ERMENEGO ZEGNA, COACH, etc.





BUCCANEER OFFENSE

Pos.	No.	Name	Ht.	Wt.	Yr.	Games Played/Games Started		Note
						2016 GP/GS	Career	
WR	11	Colton Korn	6-0	190	Sr.	4/4	39/19	80 career catches; one of top 3rd down targets in FCS
	15	Jared Scotland	5-11	188	R-Jr.	5/0	22/1	Game-winning 15-yd. TD catch @ Coastal Carolina
WR	84	Kameron Brown	6-3	200	R-Fr.	5/5	5/5	3 rec. for 58 yds. in NDSU opener; 16-yd. 4th down catch set up TD
	16	Saire Davis	6-2	170	So.	5/0	17/0	Earned immediate playing time as true freshman; 5 rec., 75 yds.
QB	13	Shane Bucenell	5-11	190	R-Fr.	3/2	3/2	Big South Fresh. of Wk. @ CCU - 149 yds., 4 TD - 2 in OT
	10	Robert Mitchell	6-0	220	Jr.	3/0	3/0	Led 3 second half TD drives @ CCU - 11 rush, 69 yds., 2 TD; Blinn JC transfer
RB	6	Mike Holloway	5-8	195	Sr.	4/4	37/19	CSU all-time leading rusher; Leads nation in YPC (10.5)
	2	Ben Robinson	5-7	183	Sr.	4/0	35/23	6.3 YPC in '15; Tallahassee native consistent contributor since freshman season
RB	24	Darius Hammond	5-10	192	Sr.	4/4	41/17	Big South Preseason Off. P.O.Y. - season-high 83 yds., TD @ CCU
	36	Ronnie Harris	5-10	205	R-Fr.	3/1	3/1	Redshirted; running style reminds staff of Christian Reyes (CSU all-time lead rusher)
LT	76	Erik Austell	6-3	285	R-Sr.	4/4	38/33	2015 STATS FCS 2nd Tm. All-American; missed last 3 gms.
	70	Alex Thompson	6-2	270	R-So.	2/0	2/0	Played in six games as a tight end and extra OL in 2015
LG	72	Frank Cirone	6-3	280	R-Jr.	4/4	23/21	2-year starter & key part of Bucs' ground and pound identity
	64	TJ Haney	6-5	320	R-Fr.	2/1	2/1	Transfer from Wake Forest, where redshirted in 2015
C	51	Joe Gold	6-3	270	R-So.	4/4	4/4	Transfer from Florida Atlantic has started at C & G this year
	60	Caleb Brannon	6-0	295	R-So.	3/1	6/1	Saw action in 3 games as freshman; 1st team all-county at Dorman HS
RG	78	Zack Evans	6-2	285	R-Fr.	3/2	3/2	Helped CSU hold ball for 42:41 @ CCU; redshirted in 2015
	64	TJ Haney	6-5	320	R-Fr.	2/1	2/1	Transfer from Wake Forest, where redshirted in 2015
RT	54	Gage Bostwick	6-2	275	R-So.	5/4	11/5	Earned start vs. The Citadel in FCS Playoffs; stepped up late in year
	75	Chris Sullivan	6-6	280	R-Jr.	2/0	11/0	Played in 5 games in 2015; earned lots of time in 2nd half vs. Kentucky State
TE	86	Stephen Cagle	6-4	245	R-Sr.	5/5	36/8	Strong blocker; hauled in key 27-yd. catch in W over #1 Coastal
	88	Travay Hatten	6-4	220	R-Fr.	5/0	5/0	11-yd. TD gave CSU halftime lead @ CCU; 1st career catch @ MU

BUCCANEER DEFENSE

Pos.	No.	Name	Ht.	Wt.	Yr.	Games Played/Games Started		Note
						2016 GP/GS	Career	
DE	8	Anthony Ellis	6-1	245	Jr.	4/4	27/17	Team-high 4 sacks (4th BSC); 2015 - league-leading 18 TFL
	96	RaSean Ray	6-3	250	R-So.	3/0	16/9	2 TFL vs. Jack. State in playoffs; sacks vs. PC & Liberty
OR	44	Gerald Turner	6-2	250	Jr.	5/1	12/1	South Carolina transfer; injured for first half of '15
NT	98	Johnny Robinson	6-1	260	So.	5/5	16/8	Started 3 games as true freshman; career-high 4 stops vs. CCU
	57	Nick Sands	6-1	245	R-So.	5/1	17/1	Much-improved in '15; 12 games; forced key fumble vs. Citadel in playoffs
DT	40	Noah Oliver	6-3	265	R-So.	4/4	13/4	Emerged late in '15; career-high 5 tackles vs. Liberty
	56	Mike Taylor	6-3	250	R-So.	5/1	16/3	Started 2 games in '15; had key 4th quarter sack in W at The Citadel
SPUR	41	Bobby Ruff	6-3	210	Jr.	4/4	27/4	Looking for breakout year; perhaps CSU's best athlete; dad Brian 2x All-Amer. at Citadel
	47	Seth Harrelson	6-1	200	R-Sr.	5/1	28/1	Made first career start and had INT at Florida State
MLB	43	Zane Cruz	6-2	215	Jr.	5/5	26/18	Heady player started all 13 gms. in '15; 64 tack. 3rd on tm.
	59	Markeith Bailey	6-0	230	R-Sr.	3/0	16/0	Consistent contributor on special teams & back-up LB last 2 years
WLB	5	J.D. Sosebee	6-1	220	R-Fr.	2/2	2/2	Returned to lineup at Coastal Carolina after missing 3 games
	45	Nikolay Timoschuk	6-2	225	Gr.	4/3	4/3	Transfer from Chattanooga comes to CSU as grad student
BAND	34	Solomon Brown	6-1	220	R-So.	4/4	17/17	Game-winning blocked PAT @ CCU; 3 TFL & sack @ Florida State
	84	Craig Johnson	6-2	205	R-Fr.	3/0	3/0	Redshirted '15; All-Lexington County at Swansea High School
CB	7	Troy McGowens	6-1	190	Sr.	5/5	35/26	Back-to-back All-BSC 2nd Team; ball-hawk an improved tackler
	33	Jonathan Slaton	5-10	180	Jr.	5/0	17/0	Did not play in '15; Played 12 games as true freshman in '14
FS	23	Corbin Jackson	6-0	195	R-Sr.	4/4	40/27	Stayed healthy & started all but 1 game in 2015; 57 tack.
	28	Lorenzo Mathis	5-11	180	R-Jr.	4/3	25/5	Contributor each last 2 yrs.; blocked punt, TD @ Vandy in '14
SS	4	D.J. Curl	5-11	192	Sr.	5/5	39/23	Leader & physical presence; 50 tack., 2.5 TFL, INT in '15
	1	Raymere Thomas	5-11	175	Sr.	4/0	26/0	Back-up saw more action in '15; deflected 4th down pass in W vs. CCU
CB	29	Shadarius Hopkins	5-10	180	So.	5/5	17/8	Started first 3 gms. of career; played in 12 of 13 as fresh.
	31	Brandon Rowland	6-0	180	So.	4/0	9/0	Played in 5 games in '15, and earned more time in back half of year

BUCCANEER SPECIAL TEAMS

Pos.	No.	Name	Ht.	Wt.	Yr.	Games Played/Games Started	
						2016 GP/GS	Career
P	46	Truett Burns	6-0	172	Sr.	5/5	42/42
	63	Kyle Reighard	6-2	185	R-Fr.	--	--
PK	62	Tyler Tekac	6-0	160	So.	5/5	14/14
	97	Jacob Smoak	6-1	160	So.	4/0	4/0
KO	99	David Kennedy	5-11	185	Jr.	5/5	30/30
	63	Kyle Reighard	6-2	185	R-Fr.	--	--
LS	48	Joseph Smith	6-3	200	R-Sr.	4/4	29/29
	82	Austin Talbott	5-10	190	R-Sr.	4/1	7/1
KR	24	Darius Hammond	5-10	192	Sr.	4/4	41/17
	6	Mike Holloway	5-8	195	Sr.	4/4	37/19
PR	24	Darius Hammond	5-10	192	Sr.	4/4	41/17
	4	D.J. Curl	5-11	192	Sr.	5/5	39/23



NUMERICAL ROSTER

No.	Name	Pos.	Yr.	Ht.	Wt.	Hometown/Previous School
1	Raymere Thomas	CB	Sr.	5-11	175	Suwanee, Ga. / Collins Hill
2	Ben Robinson	RB	Sr.	5-7	183	Tallahassee, Fla. / Lincoln
3	Larry Jones, III	WR	R-Sr.	6-2	200	Jacksonville, Fla. / Paxon
4	D.J. Curl	DB	Sr.	5-11	192	Hampton, Ga. / Eagles Landing Christian Acad.
5	London Johnson	QB	R-Fr.	6-0	190	Clio, S.C. / Marlboro County
5	J.D. Sosebee	LB	R-Fr.	6-1	220	Gainesville, Ga. / Gainesville
6	Mike Holloway	RB	Sr.	5-8	195	Stone Mountain, Ga. / Arabia Mountain
7	Troy McGowens	DB	Sr.	6-1	190	Easley, S.C. / Easley
8	Anthony Ellis	DL	Jr.	6-1	245	Apopka, Fla. / Apopka
9	Chris Jenkins	WR	R-Sr.	5-8	185	Eutawville, S.C. / Lake Marion
10	Robert Mitchell	QB	Jr.	6-0	220	Beaumont, Texas / Beaumont Central
11	Colton Korn	WR	Sr.	6-0	190	Duncan, S.C. / Byrnes
12	Chanin Hamilton	RB	So.	5-10	198	Vienna, Ga. / Dooly County
13	Shane Bucenell	QB	R-Fr.	5-11	190	Wesley Chapel, Fla. / Wiregrass Ranch
14	Alan Barnwell	RB	Sr.	5-10	180	Burlington, N.C. / Cummings (Charlotte/Coffeyville CC)
15	Jared Scotland	WR	R-Jr.	5-11	188	Hartwell, Ga. / Hart County
16	Saire Davis	WR	So.	6-2	170	Byron, Ga. / Peach County
17	Adam Allen	RB	Jr.	5-10	210	Aiken, S.C. / South Aiken
19	Kyle Copeland	QB	R-Jr.	6-1	196	Arp, Texas / Arp
19	Demetri Royer	LB	R-Fr.	6-0	195	Clearwater, Fla. / Clearwater Central Catholic
20	Darrin Smalls	DB	R-Fr.	5-11	185	Summerville, S.C. / Summerville
22	Geoffrey Wall	WR	Fr.	5-9	175	High Point, N.C. / High Point Central
23	Corbin Jackson	DB	R-Sr.	6-0	195	Marietta, Ga. / Sprayberry
24	Darius Hammond	RB	Sr.	5-10	192	Johnston, S.C. / Strom Thurmond
25	Josh Bell	DB	Fr.	5-10	165	Ridgeway, S.C. / Fairfield Central
26	Cam Cain	DB	So.	5-11	165	Columbia, S.C. / Spring Valley
27	Malik Brown	DB	Fr.	5-11	190	Charleston, S.C. / West Ashley
27	Noah Shuler	RB	Sr.	5-7	215	Goose Creek, S.C. / Stratford
28	Lorenzo Mathis	DB	R-Jr.	5-11	180	Greenwood, S.C. / Greenwood
29	Shadarius Hopkins	DB	So.	5-10	185	Winnsboro, S.C. / Fairfield Central
30	Nick Graves	DB	Fr.	6-1	165	Lexington, S.C. / Lexington
31	Brandon Rowland	DB	So.	6-0	180	Irmo, S.C. / Irmo
32	Landon Sayegh	LB	R-So.	5-9	215	Simpsonville, S.C. / Hillcrest
33	Jonathan Slaton	DB	R-So.	5-10	180	Lithonia, Ga. / Arabia Mountain
34	Solomon Brown	LB	R-So.	6-1	220	Central, S.C. / Daniel
35	Stefan Williams	LB	Fr.	6-0	215	Arcadia, Fla. / Desoto
36	Ronnie Harris	RB	R-Fr.	5-10	205	Richmond Hill, Ga. / Richmond Hill
37	Jarrod Stanley	DB	Fr.	5-9	165	Fairburn, Ga. / Creekside
38	Jordan Ward	LB	Jr.	6-3	195	Georgetown, S.C. / Georgetown High
39	Quan White	DB	R-Fr.	6-1	190	Greenville, S.C. / Christ Church
40	Noah Oliver	DL	R-So.	6-3	265	Altamonte Springs, Fla. / Lake Brantley
41	Bobby Ruff	LB	Jr.	6-3	210	Charleston, S.C. / West Ashley
42	Kelan Fraise	RB	So.	5-7	170	Dacula, Ga. / Dacula
43	Zane Cruz	LB	Jr.	6-2	215	Jacksonville, Fla. / Yulee
44	Gerald Turner	DL	Jr.	6-2	250	Goose Creek, S.C. / Goose Creek (South Carolina)
45	Nikolay Timsochuk	LB	R-Sr.	6-2	225	Chattanooga, Tenn. / Chatt. Central (Chattanooga)
46	Truett Burns	P	Sr.	6-0	200	Clinton, S.C. / Clinton
47	Seth Harrelson	LB	R-Sr.	6-1	200	Florence, S.C. / Florence Christian
48	Joseph Smith	LS	R-Sr.	6-3	200	Easley, S.C. / Easley
49	Evan Cruz	DB	Fr.	5-8	170	Viera, Fla. / Viera
50	Edward King	LB	Fr.	6-1	210	Hallandale, Fla. / Hallandale
51	Joe Gold	OL	R-So.	6-3	270	Fort Myers, Fla. / South Ft. Myers (Florida Atlantic)
52	Blake Wilson	LB	Jr.	6-2	225	San Diego, Calif. / East Lake
53	Nick Salley	LB	Fr.	5-10	165	Walterboro, S.C. / Colleton
54	Gage Bostwick	OL	R-So.	6-2	275	Altamonte Springs, Fla. / Lake Brantley
55	Joey Maxberry	LB	So.	6-4	215	Columbia, S.C. / Spring Valley
56	Mike Taylor	DL	R-So.	6-3	250	Fairfax, S.C. / Allendale Fairfax
57	Nick Sands	LB	R-So.	6-1	245	Greer, S.C. / Eastside
58	Jackson Williamson	C	Sr.	6-0	285	Macon, Ga. / Jones County
59	Markeith Bailey	LB	R-Sr.	6-1	232	Holly Hill, S.C. / Lake Marion



NUMERICAL ROSTER

No.	Name	Pos.	Yr.	Ht.	Wt.	Hometown/Previous School
60	Caleb Brannon	OL	R-So.	6-0	295	Spartanburg, S.C. / Dorman
61	Grayson Miller	DL	So.	6-0	230	Manchester, Tenn. / Coffee County Central
62	Tanner Atkinson	LB	So.	5-10	240	Buffalo, N.Y. / Iroquois
62	Tyler Tekac	K	So.	6-0	160	Goose Creek, S.C. / Stratford
63	Kyle Reighard	K	So.	6-2	185	Salem, Va. / Salem
64	TJ Haney	OL	R-Fr.	6-5	320	Gaffney, S.C. / Gaffney (Wake Forest)
65	Stephen Haralambis	OL	R-Fr.	6-3	270	Chapin, S.C. / Chapin
66	Travis White	OL	So.	6-0	250	York, S.C. / York
67	Josh Junious	OL	So.	5-9	260	Columbia, S.C. / Richland Northeast
69	Ethan Ray	LS	Fr.	6-0	185	Boiling Springs, S.C. / Boiling Springs
70	Dontae Minter	OL	So.	6-0	270	Richmond, Ky. / Madison Central
70	Alex Thompson	OL	R-So.	6-2	270	Spartanburg, S.C. / Spartanburg High
72	Frank Cirone	OL	R-Jr.	6-3	280	Naples, Fla. / Naples
73	Nick Tononi	OL	R-So.	5-11	260	North Charleston, S.C. / Fort Dorchester
74	Leroy Henry	OL	Fr.	6-2	320	St. Cloud, Fla. / St. Cloud
75	Chris Sullivan	OL	R-Jr.	6-6	260	Greenville, S.C. / Mauldin
76	Erik Austell	OT	R-Sr.	6-3	285	Warner Robbins, Ga. / Central Fellowship Christian Acad.
77	Jarrold Downer	OL	R-Fr.	6-3	265	Swainsboro, Ga. / Emmanuel County Institute
78	Zack Evans	OL	R-Fr.	6-2	285	Florence, S.C. / South Florence
79	Brackin Smith	DL	R-Fr.	6-3	270	Bogart, Ga. / North Oconee
80	Kenny Dinkins	WR	Jr.	5-10	185	Lawtey, Fla. / Bradford
81	Matthew Martin	WR	Fr.	6-0	175	Anderson, S.C. / Westside
82	Austin Talbott	WR	R-Sr.	5-10	190	Jupiter, Fla. / Jupiter Christian
83	Qua-Vonn Scott	TE	R-Fr.	6-1	230	Athens, Ga. / Clarke Central
84	Kameron Brown	WR	R-Fr.	6-3	200	Beech Island, S.C. / Midland Valley
84	Craig Johnson	LB	R-Fr.	6-2	205	Swansea, S.C. / Swansea
85	Taylor Karnap	WR	Fr.	6-1	170	Myrtle Beach, S.C. / Socastee
86	Stephen Cagle	TE	R-Sr.	6-4	245	Lexington, S.C. / AC Flora
87	Dequan Means-Campbell	WR	So.	6-1	165	Spartanburg, S.C. / Spartanburg
88	Travay Hatten	TE	R-Fr.	6-4	220	Pageland, S.C. / Central
89	Garris Schwarting	WR	Fr.	5-10	160	Bamberg, S.C. / Bamberg Ehrhardt
90	Skyler Curry	DL	Fr.	6-2	240	Graniteville, S.C. / Midland Valley
91	Jacob Garibay	DL	R-Fr.	6-1	230	Hanahan, S.C. / Hanahan
92	D'Andre Streat	DL	So.	6-2	245	James Island, S.C. / James Island Charter
94	Eishaun Funnye	DL	R-Fr.	6-2	295	Hemingway, S.C. / Hemingway
95	Ramel Hambrick-Crawford	DL	R-So.	6-0	280	Atlanta, Ga. / Tucker
96	RaSean Ray	DE	R-So.	6-3	250	Jacksonville, Fla. / Fletcher
97	Jacob Smoak	K	Fr.	6-1	160	Lexington, S.C. / Brookland-Cayce
98	Johnny Robinson	DL	So.	6-1	260	Apopka, Fla. / Apopka
99	David Kennedy	K/P	Jr.	5-11	185	Summerville, S.C. / Summerville
	Demarius Alexander	LB	So.	5-10	200	Camden, S.C. / Camden
	Andrew Earle	WR	So.	5-9	160	Columbia, S.C. / Spring Valley
	Quinlan Hammond	DB	So.	6-2	190	Nakina, S.C. / South Columbus
	Chris Rowe	TE	Fr.	6-3	225	Fredericksburg, Va. / Colonial Forge



TV SPOT CHART



JAMEY CHADWELL
HEAD COACH



GABE GIARDINA
OFF. COORDINATOR



CHAD STAGGS
DEF. COORDINATOR

2016 Pronunciation Guide

1-Raymere Thomas	Ray-MEER
5-J.D. Sosebee	Sose-bee
7-Troy McGowens	Muh-GOW-ins
13-Shane Bucenell	Buce (soft c)-nell
16-Saire Davie	SIGH-eer
29-Shadarius Hopkins	SHUH-darius
42-Kelan Fraise	KEE-lan Phrase
45-Nikolay Timoschuk	Tee-mos-chuck
59-Markeith Bailey	Marr-KEITH
63-Kyle Reighard	Rye-guard
72-Frank Cirone	Sir-own-ee
94-Eishaun Funnye	E-Shawn Funny

CSU Football Coaching Staff

Head Coach (4th Yr., ETSU '00)	Jamey Chadwell
Gabe Giardina (4th Yr., Alabama '04)	Offensive Coord./Offensive Line
Chad Staggs (4th Yr., USC Upstate '00)	Defensive Coord./Defensive Backs
Skylor Magee (4th Yr., Southern Miss '05)	Defensive Line
Mark Tucker (4th Yr., ETSU, 1987)	Quarterbacks
Newland Isaac (4th Yr., CSU '09)	Running Backs/Tight Ends
Willy Korn (4th Yr., Clemson '10)	Wide Receivers/Recruiting Coordinator
Rod Wilson (4th Yr., South Carolina '05)	Inside Linebackers
Josh Miller (4th Yr., App. State '07)	Special Teams/Outside Linebackers
Charlie Skalaski (1st Yr., Liberty '13)	Asst. Defensive Backs
Chad Scott (5th Yr., Eastern Kentucky, '01)	Strength & Conditioning
Bob Garrett (4th Yr., Winthrop, 1984)	Director of High School Relations
David Padilla (8th Yr., CSU '11)	Kickers & Punters/Director of Football Operations
Malcolm Dixon (3rd Yr., CSU '14)	Grad. Asst.- QBs/Ops. Football Office
Sean Lampkin (3rd Yr., Brevard '14)	Wide Receivers/Video Coord.
Tanner Rogers (2nd Yr., CSU '15)	Grad. Asst. - Defensive Line/Video Coord.

In-Game Locations

Field	
Gabe Giardina	Offensive Coord./Offensive Line
Chad Staggs	Defensive Coord./Def. Backs
Skylor Magee	Defensive Line
Josh Miller	Special Teams/OLBs
Newland Isaac	Running Backs
Rod Wilson	Inside Linebackers
Bob Garrett	Tight Ends
Dave Padilla	Kickers & Punters
Chad Scott	Strength & Conditioning
Malcolm Dixon	Grad. Assistant
Press Box	
Mark Tucker	Quarterbacks
Willy Korn	Wide Receivers
Tanner Rogers	Grad. Assistant
Sean Lampkin	Grad. Assistant



CHARLESTON SOUTHERN LONG PLAYS (30+ Yards)

YDS	PLAY	OPP. (QTR)
40	Holloway run	NDSU (1)
47	Holloway TD run	NDSU (3)
49	Holloway run	KYSU (1)
32	Hammond punt return	KYSU (1)
49	Hammond punt return	KYSU (1)
34	Hammond punt return	KYSU (1)
70	Barnwell TD run	KYSU (2)
84	Scotland TD pass from Bucenell	KYSU (2)
30	R. Thomas kick return	KYSU (2)
40	Fraise punt return	KYSU (2)
70	Fraise punt return TD	KYSU (3)
33	L. Johnson TD run	KYSU (4)
57	K. Brown TD pass from Mitchell	FSU (2)
39	Bucenell run	MU (1)
75	Holloway TD run	MU (3)
63	Holloway TD pass from Bucenell	MU (4)
42	Holloway TD run	CCU (1)

CHARLESTON SOUTHERN SCORING DRIVES

Opp.	Plays	Yds.	Time	Qtr./Clock	Scoring Play
NDSU	4	1	0:58	2nd/9:44	Smoak 46-yd. FG
NDSU	4	75	1:53	3rd/13:07	Holloway 47-yd. TD run
NDSU	7	42	2:44	4th/2:59	Holloway 6-yd. TD run
KYSU	3	77	1:13	1st/11:51	Holloway 10-yd. TD run
KYSU	5	30	2:54	1st/6:51	Robinson 11-yd. TD run
KYSU	1	9	0:04	1st/2:35	Holloway 9-yd. TD run
KYSU	5	91	1:20	2nd/12:30	Barnwell 70-yd. TD run
KYSU	5	49	2:25	2nd/8:12	Bucenell 3-yd. TD run
KYSU	2	93	0:57	2nd/4:55	Scotland 84 yds. pass from Bucenell
KYSU				3rd/1:08	Fraise 70-yd. punt return TD
KYSU	3	50	1:34	4th/4:34	L. Johnson 33-yd. TD run
FSU	3	69	1:48	2nd/2:50	K. Brown 57-yd. TD pass from Mitchell
FSU				4th/14:42	M. Taylor safety
MU	7	73	3:33	2nd/7:40	K. Brown 20-yd. TD pass from Mitchell
MU	1	75	0:16	3rd/14:44	Holloway 75-yd. TD run
MU	7	42	2:23	3rd/6:57	Hammond 7-yd. TD run
MU	8	61	2:51	4th/14:52	Robinson 12-yd. TD run
MU	3	61	1:28	4th/9:18	Holloway 63-yd. TD pass from Bucenell
CCU	7	63	3:09	1st/4:42	Holloway 42-yd. TD run
CCU	9	75	3:47	2nd/13:29	Korn 12-yd. TD pass from Bucenell
CCU	7	32	3:34	2nd/9:39	Tekac 37-yd. FG
CCU	10	65	4:00	2nd/0:42	Hatten 11-yd. TD pass from Bucenell
CCU	8	50	4:08	3rd/7:19	Hammond 27-yd. TD run
CCU	14	64	7:34	4th/9:32	Mitchell 10-yd. TD run
CCU	13	70	7:29	4th/0:42	Mitchell 13-yd. TD run
CCU	--	--	--	OT	Korn 24-yd. TD pass from Bucenell
CCU	--	--	--	OT	Scotland 15-yd. TD pass from Bucenell

OPPONENT LONG PLAYS (30+ Yards)

YDS	PLAY	OPP. (QTR)
47	Urzendowski TD pass from Stick	NDSU (4)
42	Harris TD run	KYSU (2)
36	Rudolph TD pass from Francois	FSU (1)
89	Wilson punt return TD	FSU (1)
37	Cook TD run	FSU (3)
36	Henderson TD run	CCU (1)
47	Henderson TD run	CCU (3)
45	Bradshaw run	CCU (4)

OPPONENT SCORING DRIVES

Opp.	Plays	Yds.	Time	Qtr./Clock	Scoring Play
NDSU	10	34	2:19	2nd/0:00	Pederson 52-yd. FG
NDSU	6	68	2:59	3rd/10:02	Shepherd 23-yd. TD pass from Stick
NDSU	5	65	2:06	4th/10:34	Urzendowski 47-yd. TD pass from Stick
NDSU	1	25	OT	OT	Frazier 25-yd. TD run
FSU	11	68	5:34	1st/9:26	Rudolph 36-yd. TD pass from Francois
FSU	8	48	3:37	1st/4:18	Cook 1-yd. TD run
FSU	3	27	0:53	1st/3:17	Rudolph 21-yd. TD pass from Francois
FSU				1st/0:22	Wilson 89-yd. punt return TD
FSU	6	35	2:32	2nd/4:44	Patrick 2-yd. TD run
FSU	4	63	1:38	3rd/10:00	Cook 37-yd. TD run
FSU	4	8	1:26	4th/4:59	Aguayo 46-yd. FG
MU	11	77	5:06	3rd/9:30	White Jr. 31-yd. pass from Williams
CCU	10	75	3:57	1st/11:03	Henderson 1-yd. TD run
CCU	2	2	0:40	1st/7:59	Henderson 1-yd. TD pass from Keane
CCU	6	69	2:23	1st/2:16	Henderson 36-yd. TD run
CCU				3rd/11:39	White fumble recovery TD
CCU	3	69	1:13	3rd/5:54	Henderson 47-yd. TD run
CCU	3	73	1:07	4th/8:17	Bradshaw 19-yd. TD pass from Jones
CCU	7	54	0:00	4th/0:00	Granger 35-yd. FG

GAME-BY-GAME STARTERS

2016 CSU OFFENSIVE STARTERS	WR	WR/RB/TE	WR/RB/TE	RB	QB	LT	LG	C	RG	RT	TE/RB
@ North Dakota State (8/27)	K. BROWN	KORN	HOLLOWAY	HAMMOND	COPELAND	AUSTELL	CIRONE	GOLD	HARALAMBIS	WILLIAMSON	CAGLE
Kentucky State (9/3)	KORN	HATTEN	HOLLOWAY	HAMMOND	COPELAND	AUSTELL	GOLD	WILLIAMSON	CIRONE	BOSTWICK	CAGLE
@ Florida State (9/10)	K. BROWN	SCOTLAND	FRAISE	HARRIS	L. JOHNSON	BOSTWICK	HANEY	BRANNON	EVANS	THOMPSON	CAGLE
@ Monmouth (9/24)	K. BROWN	KORN	HOLLOWAY	HAMMOND	BUCENELL	AUSTELL	CIRONE	GOLD	EVANS	BOSTWICK	CAGLE
@ Coastal Carolina (10/1)	K. BROWN	KORN	HOLLOWAY	HAMMOND	BUCENELL	AUSTELL	CIRONE	GOLD	EVANS	BOSTWICK	CAGLE

2016 CSU DEFENSIVE STARTERS	DE	NT	DT	SPUR	MLB	WLB	BAND	CB	FS	SS	CB
@ North Dakota State (8/27)	ROBINSON	OLIVER	ELLIS	RUFF	CRUZ	SOSEBEE	S. BROWN	MCGOWENS	C. JACKSON	CURL	HOPKINS
Kentucky State (9/3)	OLIVER	ROBINSON	SANDS	RUFF	CRUZ	TIMOSHCHUK	TURNER	MCGOWENS	C. JACKSON	CURL	HOPKINS
@ Florida State (9/10)	ELLIS	ROBINSON	TAYLOR	HARRELSON	CRUZ	TIMOSHCHUK	S. BROWN	MCGOWENS	MATHIS	CURL	HOPKINS
@ Monmouth (9/24)	ELLIS	ROBINSON	OLIVER	RUFF	CRUZ	TIMOSHCHUK	S. BROWN	MCGOWENS	C. JACKSON	CURL	HOPKINS
@ Coastal Carolina (10/1)	ELLIS	ROBINSON	OLIVER	RUFF	CRUZ	SOSEBEE	S. BROWN	MCGOWENS	C. JACKSON	CURL	HOPKINS

CSU GAME-BY-GAME LEADERS

OPPONENT	RUSH (YDS)	PASSING	RECEIVING	PUNTING	FIELD GOALS	TACKLES	SCORING
@ North Dakota State (8/27)	Holloway (10-126-2TD)	Copeland (8-20-94-TD-INT)	K. Brown (3-58)	Burns (6-42.7)	Smoak (1/2, 46 Made)	Curl/C. Jackson (9)	Holloway (12)
Kentucky State (9/3)	Barnwell (4-108)	Bucenell (3-5-99-TD)	Scotland (2-92-TD)	Burns (3-35.7)	None	C. Jackson (7)	Holloway (12)
@ Florida State (9/10)	Hamilton (9-53)	Mitchell (7-20-142-TD-INT)	K. Brown (2-80-TD)	Burns (7-38.7)	Smoak (0/1, 48 Miss)	S. Brown (9)	K. Brown (6)
@ Monmouth (9/24)	Holloway (11-151-TD)	Bucenell (4-10-98-TD-INT)	K. Brown (4-55-TD)	Burns (4-33.2)	None	Timoshchuk (8)	Holloway (12)
@ Coastal Carolina (10/1)	Holloway (22-140-TD)	Bucenell (9-15-149-4 TD)	Scotland (4-62-TD)	Burns (3-32.0)	Tekac (1/1, 37 Made)	C. Jackson (7)	Mitchell (12)



Date	Opponent	Score	Att.
Aug 27, 2016	at #1 North Dakota State	L 17-24	18881
Sep 03, 2016	KENTUCKY ST.	W 57-7	1780
Sep 10, 2016	at #3 Florida St.	L 8-52	75831
* Sep 24, 2016	at Monmouth	W 35-7	2801
Oct 01, 2016	at #14 Coastal Carolina	W 59-58	10213

Record:	Overall	Home	Away	Neutral
All games	3-2	1-0	2-2	0-0
Conference	1-0	0-0	1-0	0-0
Non-Conference	2-2	1-0	1-2	0-0

Rushing	gp	att	gain	loss	net	avg	td	lg	avg/g
HOLLOWAY, Mike	4	46	487	2	485	10.5	6	75	121.2
HAMMOND, Darius	4	38	155	5	150	3.9	2	27	37.5
BARNWELL, Alan	3	5	141	0	141	28.2	1	70	47.0
HAMILTON, Chanin	4	20	109	0	109	5.4	0	25	27.2
BUCENELL, Shane	3	26	138	31	107	4.1	1	39	35.7
MITCHELL, Robert	3	29	142	52	90	3.1	2	18	30.0
JOHNSON, London	2	13	95	25	70	5.4	1	33	35.0
HARRIS, Ronnie	2	10	54	1	53	5.3	0	17	26.5
FRAISE, Kelan	4	10	59	11	48	4.8	0	19	12.0
COPELAND, Kyle	2	13	56	15	41	3.2	0	18	20.5
ROBINSON, Ben	4	7	32	1	31	4.4	2	12	7.8
WALL, Geoffrey	5	7	31	2	29	4.1	0	11	5.8
CAGLE, Stephen	4	1	12	0	12	12.0	0	12	3.0
Total	5	228	1511	171	1340	5.9	15	75	268.0
Opponents	5	182	922	151	771	4.2	9	47	154.2

Passing	gp	effic	comp-att-int	pct	yds	td	lg	avg/g
MITCHELL, Robert	3	116.38	13-32-0	40.6	210	2	57	70.0
BUCENELL, Shane	3	209.55	16-30-1	53.3	346	6	84	115.3
COPELAND, Kyle	2	70.76	9-22-1	40.9	102	0	21	51.0
JOHNSON, London	2	113.00	1-2-0	50.0	15	0	15	7.5
Total	5	137.13	39-86-2	45.3	673	8	84	134.6
Opponents	5	134.04	84-137-3	61.3	904	9	47	180.8

Receiving	gp	no.	yds	avg	td	lg	avg/g
BROWN, Kameron	5	11	240	21.8	2	57	48.0
SCOTLAND, Jared	5	9	181	20.1	2	84	36.2
KORN, Colton	4	6	65	10.8	2	24	16.2
DAVIS, Saire	5	4	33	8.2	0	16	6.6
HOLLOWAY, Mike	4	2	71	35.5	1	63	17.8
HATTEN, Travay	5	2	22	11.0	1	11	4.4
SCOTT, Qua-Vonn	2	1	29	29.0	0	29	14.5
WALL, Geoffrey	5	1	15	15.0	0	15	3.0
HAMMOND, Darius	4	1	9	9.0	0	9	2.2
FRAISE, Kelan	4	1	7	7.0	0	7	1.8
HAMILTON, Chanin	4	1	1	1.0	0	1	0.2
Total	5	39	673	17.3	8	84	134.6
Opponents	5	84	904	10.8	9	47	180.8

Field Goals	fg	pct.	01-19	20-29	30-39	40-49	50-99	lg	blk
TEKAC, Tyler	1-2	50.0	0-0	0-0	1-2	0-0	0-0	37	0
SMOAK, Jacob	1-3	33.3	0-0	0-0	0-0	1-2	0-1	46	0

Scoring	td	fg	PAT			dpx	saf	pts
			kick	rush	rcv			
HOLLOWAY, Mike	7	-	-	1-1	-	-	-	44
TEKAC, Tyler	-	1-2	18-20	-	-	-	-	21
KORN, Colton	2	-	-	-	-	-	-	12
ROBINSON, Ben	2	-	-	-	-	-	-	12
MITCHELL, Robert	2	-	-	-	-	-	-	12
HAMMOND, Darius	2	-	-	-	-	-	-	12
SCOTLAND, Jared	2	-	-	-	-	-	-	12
BROWN, Kameron	2	-	-	-	-	-	-	12
HATTEN, Travay	1	-	-	-	-	-	-	6
BUCENELL, Shane	1	-	-	-	-	-	-	6
FRAISE, Kelan	1	-	-	-	-	-	-	6
JOHNSON, London	1	-	-	-	-	-	-	6
BARNWELL, Alan	1	-	-	-	-	-	-	6
SMOAK, Jacob	-	1-3	2-2	-	-	-	-	5
CAGLE, Stephen	-	-	-	1-1	-	-	-	2
Total	24	2-5	20-22	2-2	-	-	-	176
Opponents	20	3-4	17-18	-	1	1-2	-	148

Score by Quarters	1st	2nd	3rd	4th	OT	Total
Charleston So.	29	53	35	45	14	176
Opponents	49	17	42	20	20	148

Team Statistics	CSU	OPP
FIRST DOWNS	91	93
Rushing	61	41
Passing	24	43
Penalty	6	9
RUSHING YARDAGE	1340	771
Rushing Attempts	228	182
Average Per Rush	5.9	4.2
Average Per Game	268.0	154.2
TDs Rushing	15	9
PASSING YARDAGE	673	904
Comp-Att-Int	39-86-2	84-137-3
Average Per Pass	7.8	6.6
Average Per Catch	17.3	10.8
Average Per Game	134.6	180.8
TDs Passing	8	9
TOTAL OFFENSE	2013	1675
Average Per Play	6.4	5.3
Average Per Game	402.6	335.0
KICK RETURNS: #-Yards	14-334	23-416
PUNT RETURNS: #-Yards	10-246	5-102
INT RETURNS: #-Yards	3-37	2-43
FUMBLES-LOST	14-7	4-3
PENALTIES-Yards	46-341	31-299
PUNTS-AVG	23-37.5	31-37.0
TIME OF POSSESSION/Game	31:20	28:40
3RD-DOWN Conversions	25/65	21/60
4TH-DOWN Conversions	7/10	2/5

Interceptions	no.	yds	avg	td	lg
HARRELSON, Seth	1	4	4.0	0	4
CURL, D.J.	1	3	3.0	0	3
MCGOWENS, Troy	1	30	30.0	0	30

Punting	no.	yds	avg	lg	tb	fc	i20	50+	blk
BURNS, Truett	23	863	37.5	54	0	4	9	1	0

Punt Returns	no.	yds	avg	td	lg
HAMMOND, Darius	6	126	21.0	0	49
FRAISE, Kelan	4	120	30.0	1	70
Total	10	246	24.6	1	70
Opponents	5	102	20.4	1	89

Kick Returns	no.	yds	avg	td	lg
HAMMOND, Darius	4	157	39.2	0	58
FRAISE, Kelan	3	47	15.7	0	24
THOMAS, Raymere	2	49	24.5	0	30
HATTEN, Travay	1	0	0.0	0	0
HAMILTON, Chanin	1	12	12.0	0	12
HOLLOWAY, Mike	1	17	17.0	0	17
JENKINS, Chris	1	26	26.0	0	26
ROWLAND, Brandon	1	26	26.0	0	26
Total	14	334	23.9	0	58
Opponents	23	416	18.1	0	51

All Purpose	g	rush	rcv	pr	kr	ir	total	avg/g
HOLLOWAY, Mik	4	485	71	0	17	0	573	143.2
HAMMOND, Dari	4	150	9	126	157	0	442	110.5
BROWN, Kamer	5	0	240	0	0	0	240	48.0
FRAISE, Kelan	4	48	7	120	47	0	222	55.5
SCOTLAND, Jar	5	0	181	0	0	0	181	36.2
Total	5	1340	673	246	334	37	2630	526.0
Opponents	5	771	904	102	416	43	2236	447.2

Total Offense	g	plays	rush	pass	total	avg/g
HOLLOWAY, Mike	4	46	485	0	485	121.2
BUCENELL, Shane	3	56	107	346	453	151.0
MITCHELL, Robert	3	61	90	210	300	100.0
HAMMOND, Darius	4	38	150	0	150	37.5
COPELAND, Kyle	2	35	41	102	143	71.5
Total	5	314	1340	673	2013	402.6
Opponents	5	319	771	904	1675	335.0



##	Defensive Leaders	gp	Tackles				tfl/yds	Sacks	Pass defense			Fumbles		blkd	
			ua	a	tot	no-yds		int-yds	brup	qbh	rcv-yds	ff	kick	saf	
23	JACKSON, Corbin	4	13	14	27	1.5-8	0.5-5	
34	BROWN, Solomon	4	15	11	26	6.0-38	2.5-30	.	2	1	.	.	.	1	.
43	CRUZ, Zane	5	13	11	24	1.0-4	.	.	1	1	1-0
4	CURL, D.J.	5	15	8	23	1.5-16	1.5-16	1-3	3	.	.	1	.	.	.
29	HOPKINS, Shadarius	5	9	12	21	.	.	.	3
45	TIMOSHCHUK, Nikolay	4	12	4	16	2.0-3
7	MCGOWENS, Troy	5	8	7	15	1.0-8	1.0-8	1-30	1
41	RUFF, Bobby	4	9	6	15	.	.	.	1
8	ELLIS, Anthony	4	6	8	14	6.0-19	4.0-17	.	1	2	.	1	.	.	.
98	ROBINSON, Johnny	5	5	7	12	0.5-3	0.5-3	.	.	1
56	TAYLOR, Mike	4	6	5	11	3.5-17	2.5-12	1	.	.	1
55	MAXBERRY, Joseph	3	5	6	11	1.5-6	1.5-6
40	OLIVER, Noah	4	2	9	11	1.5-2
47	HARRELSON, Seth	5	6	4	10	1.0-1	.	1-4
28	MATHIS, Lorenzo	3	5	4	9
33	SLATON, Jonathan	5	6	3	9
32	SAYEGH, Landon	4	6	3	9	.	.	.	1
1	THOMAS, Raymere	4	5	3	8	.	.	.	1
31	ROWLAND, Brandon	4	6	2	8	.	.	.	1
94	FUNNYE, Eishaun	4	2	6	8	0.5-2
5	SOSEBEE, J.D.	2	4	3	7	.	.	.	1	.	1-0
57	SANDS, Nick	4	.	6	6
52	WILSON, Blake	3	3	3	6	0.5-1
15	SCOTLAND, Jared	5	5	.	5
96	RAY, RaSean	2	1	4	5	1
95	HAMBRICK-CRAWFORD, R	2	1	3	4
44	TURNER, Gerald	3	1	2	3	1.5-10	1.0-8	.	.	2
9	JENKINS, Chris	4	2	1	3
20	SMALLS, Darin	3	2	.	2
38	WARD, Jordan	2	.	2	2
6	HOLLOWAY, Mike	4	1	1	2
91	GARIBAY, Jacob	2	2	.	2
59	BAILEY, Markeith	3	1	1	2
24	HAMMOND, Darius	4	1	1	2
88	HATTEN, Travay	5	2	.	2
82	TALBOTT, Austin	2	1	.	1
83	SCOTT, Qua-Vonn	2	1	.	1
6D	JUNIOUS, Josh	1	.	1	1
92	STREAT, D'Andre	1	.	1	1	1-0
61	MILLER, Grayson	1	.	1	1	0.5-1
87	JOHNSON, Craig	1	1	.	1	1.0-13	1.0-13	.	.	1
14	BARNWELL, Alan	3	.	1	1
48	SMITH, Joseph	2	1	.	1
39	WHITE, Quan	1	1
Total		5	184	164	348	31-152	16-118	3-37	17	9	3-0	3	1	1	
Opponents		5	184	134	318	35-154	11-80	2-43	19	7	7-8	8	.	.	



CSU GAME-BY-GAME STATISTICS

Date	Opponent	Rushing				Receiving				Passing				Kick Returns				Punt Returns				tot off		
		no.	yds	td	lg	no.	yds	td	lg	cmp	att	int	yds	td	lg	no.	yds	td	lg	no.	yds		td	lg
Aug 27	at North Dakota State	34	169	2	47	8	94	0	21	8	20	1	94	0	21	2	51	0	27	1	-4	0	0	263
Sep 03	KENTUCKY ST.	47	405	6	70	5	122	1	84	5	9	0	122	1	84	2	49	0	30	7	248	1	70	527
Sep 10	at Florida St.	39	152	0	25	7	142	1	57	7	20	0	142	1	57	4	73	0	26	1	-6	0	0	294
Sep 24	at Monmouth	42	322	3	75	7	134	2	63	7	14	1	134	2	63	1	58	0	58	1	8	0	8	456
Oct 01	at Coastal Carolina	66	292	4	42	12	181	4	33	12	23	0	181	4	33	5	103	0	48	0	0	0	0	473
Opponents		228	1340	15	75	39	673	8	84	39	86	2	673	8	84	14	334	0	58	10	246	1	70	2013
Opponents		182	771	9	47	84	904	9	47	84	137	3	904	9	47	23	416	0	51	5	102	1	89	1675

Games: 5 • Avg/rush: 5.9 • Avg/catch: 17.3 • Pass effic: 137.13 • KR avg: 23.9 • PR avg: 24.6 • All purpose avg/game: 526.0 • Total offense avg/gm: 402.6

Date	Opponent	Tackles				Sacks no-yds	Fumble		Pass Defense			blkd kick	PAT Attempts			off		
		ua	a	total	tfl-yds		ff	fr-yds	int-yds	qbh	brup		kick	rush	rcv	saf	t/o	pts
Aug 27	at North Dakota State	35	54	89	4.0-28	3.0-24	1	1-0	1-30	0	5	0	2-2	0	0	0	3	17
Sep 03	KENTUCKY ST.	27	44	71	9.0-54	6.0-47	0	1-0	0-0	3	1	0	7-7	1	0	0	7	57
Sep 10	at Florida St.	46	26	72	7.0-33	3.0-22	1	0-0	1-4	0	4	0	0-1	0	0	1	0	8
Sep 24	at Monmouth	43	22	65	9.0-34	2.0-22	0	0-0	0-0	6	4	0	5-5	0	0	0	0	35
Oct 01	at Coastal Carolina	33	18	51	2.0-3	2.0-3	1	1-0	1-3	0	3	1	6-7	1	0	0	11	59
Opponents		184	164	348	31.0-152	16.0-118	3	3-0	3-37	9	17	1	20-22	2	0	1	21	176
Opponents		184	134	318	35.0-154	11.0-80	8	7-8	2-43	7	19	0	17-18	0	1	0	22	148

Date	Opponent	Punting							Field Goals			Kickoffs						
		no.	yds	avg	long	blkd	tb	fc	50+	i20	md-att	long	blkd	no.	yds	avg	tb	ob
Aug 27	at North Dakota State	6	256	42.7	54	0	0	1	1	2	1-3	46	0	4	236	59.0	0	0
Sep 03	KENTUCKY ST.	3	107	35.7	43	0	0	2	0	3	0-0	0	0	9	525	58.3	1	1
Sep 10	at Florida St.	7	271	38.7	49	0	0	1	0	3	0-1	0	0	2	91	45.5	0	0
Sep 24	at Monmouth	4	133	33.2	38	0	0	0	0	1	0-0	0	0	6	340	56.7	1	0
Oct 01	at Coastal Carolina	3	96	32.0	40	0	0	0	0	0	1-1	37	0	8	427	53.4	2	0
Opponents		23	863	37.5	54	0	0	4	1	9	2-5	46	0	29	1619	55.8	4	1
Opponents		31	1148	37.0	58	0	0	7	4	7	3-4	52	0	24	1436	59.8	9	0



OPPONENT GAME-BY-GAME STATISTICS

Date	Opponent	Rushing				Receiving				Passing				Kick Returns				Punt Returns				tot off
		no.	yds	td	lg	no.	yds	td	lg	cmp-att-int	yds	td	lg	no.	yds	td	lg	no.	yds	td	lg	
Aug 27	at North Dakota State	44	230	1	25	17	194	2	47	17-27-1	194	2	47	4	85	0	32	1	11	0	11	424
Sep 03	KENTUCKY ST.	35	69	1	42	9	72	0	23	9-18-0	72	0	23	7	160	0	51	1	2	0	2	141
Sep 10	at Florida St.	36	169	3	37	26	269	3	36	26-35-1	269	3	36	2	17	0	11	1	89	1	89	438
Sep 24	at Monmouth	34	59	0	16	17	201	1	31	17-34-0	201	1	31	5	67	0	22	1	1	0	1	260
Oct 01	at Coastal Carolina	33	244	4	47	15	168	3	22	15-23-1	168	3	22	5	87	0	27	1	-1	0	0	412
Charleston So.		182	771	9	47	84	904	9	47	84-137-3	904	9	47	23	416	0	51	5	102	1	89	1675
		228	1340	15	75	39	673	8	84	39-86-2	673	8	84	14	334	0	58	10	246	1	70	2013

Games: 5 • Avg/rush: 4.2 • Avg/catch: 10.8 • Pass effic: 134.04 • KR avg: 18.1 • PR avg: 20.4 • All purpose avg/game: 447.2 • Total offense avg/gm: 335.0

Date	Opponent	Tackles				Sacks no-yds	Fumble		Pass Defense			blkd kick	PAT Attempts			off			
		ua	a	total	tfl-yds		ff	fr-yds	int-yds	qbh	brup		kick	rush	rcv	saf	t/o	pts	
Aug 27	at North Dakota State	25	36	61	8.0-21	1.0-7	0	0-0	1-0	3	7	0	3-3	0	0	0	0	0	24
Sep 03	KENTUCKY ST.	34	30	64	5.0-25	3.0-20	3	2-0	0-0	0	1	0	1-1	0	0	0	0	0	7
Sep 10	at Florida St.	40	12	52	9.0-57	4.0-37	3	3-8	0-0	3	2	0	7-7	0	0	0	0	14	52
Sep 24	at Monmouth	28	24	52	5.0-12	1.0-6	0	1-0	1-43	0	4	0	1-1	0	0	0	0	0	7
Oct 01	at Coastal Carolina	57	32	89	8.0-39	2.0-10	2	1-0	0-0	1	5	0	5-6	0	1	0	0	8	58
Charleston So.		184	134	318	35.0-154	11.0-80	8	7-8	2-43	7	19	0	17-18	0	1	0	22	148	
		184	164	348	31.0-152	16.0-118	3	3-0	3-37	9	17	1	20-22	2	0	1	21	176	

Date	Opponent	Punting							Field Goals			Kickoffs						
		no.	yds	avg	long	blkd	tb	fc	50+	i20	md-att	long	blkd	no.	yds	avg	tb	ob
Aug 27	at North Dakota State	6	195	32.5	36	0	0	3	0	0	1-2	52	0	3	175	58.3	1	0
Sep 03	KENTUCKY ST.	12	473	39.4	58	0	0	0	2	2	0-0	0	0	2	110	55.0	0	0
Sep 10	at Florida St.	2	102	51.0	52	0	0	0	2	1	1-1	46	0	10	650	65.0	6	0
Sep 24	at Monmouth	8	257	32.1	49	0	0	2	0	3	0-0	0	0	2	130	65.0	1	0
Oct 01	at Coastal Carolina	3	121	40.3	44	0	0	2	0	1	1-1	35	0	7	371	53.0	1	0
Charleston So.		31	1148	37.0	58	0	0	7	4	7	3-4	52	0	24	1436	59.8	9	0
		23	863	37.5	54	0	0	4	1	9	2-5	46	0	29	1619	55.8	4	1



Team Statistics	CSU	OPP
SCORING	176	148
Points Per Game	35.2	29.6
Points Off Turnovers	21	22
FIRST DOWNS	91	93
Rushing	61	41
Passing	24	43
Penalty	6	9
RUSHING YARDAGE	1340	771
Yards gained rushing	1511	922
Yards lost rushing	171	151
Rushing Attempts	228	182
Average Per Rush	5.9	4.2
Average Per Game	268.0	154.2
TDs Rushing	15	9
PASSING YARDAGE	673	904
Comp-Att-Int	39-86-2	84-137-3
Average Per Pass	7.8	6.6
Average Per Catch	17.3	10.8
Average Per Game	134.6	180.8
TDs Passing	8	9
TOTAL OFFENSE	2013	1675
Total Plays	314	319
Average Per Play	6.4	5.3
Average Per Game	402.6	335.0
KICK RETURNS: #-Yards	14-334	23-416
PUNT RETURNS: #-Yards	10-246	5-102
INT RETURNS: #-Yards	3-37	2-43
KICK RETURN AVERAGE	23.9	18.1
PUNT RETURN AVERAGE	24.6	20.4
INT RETURN AVERAGE	12.3	21.5
FUMBLES-LOST	14-7	4-3
PENALTIES-Yards	46-341	31-299
Average Per Game	68.2	59.8
PUNTS-Yards	23-863	31-1148
Average Per Punt	37.5	37.0
Net punt average	33.1	29.1
KICKOFFS-Yards	29-1619	24-1436
Average Per Kick	55.8	59.8
Net kick average	38.0	36.5
TIME OF POSSESSION/Game	31:20	28:40
3RD-DOWN Conversions	25/65	21/60
3rd-Down Pct	38%	35%
4TH-DOWN Conversions	7/10	2/5
4th-Down Pct	70%	40%
SACKS BY-Yards	16-118	11-80
MISC YARDS	0	0
TOUCHDOWNS SCORED	24	20
FIELD GOALS-ATTEMPTS	2-5	3-4
ON-SIDE KICKS	0-0	0-0
RED-ZONE SCORES	(13-18) 72%	(7-9) 78%
RED-ZONE TOUCHDOWNS	(12-18) 67%	(6-9) 67%
PAT-ATTEMPTS	(20-22) 91%	(17-18) 94%
ATTENDANCE	1780	107726
Games/Avg Per Game	1/1780	4/26932
Neutral Site Games		0/0

Score by Quarters	1st	2nd	3rd	4th	OT	Total
Charleston So.	29	53	35	45	14	176
Opponents	49	17	42	20	20	148



NCAA Statistics

Charleston So. - 2016-17 Football Ranking Summary thru games 10/15/2016

Statistic	National Rank	Conference Rank	Value	National Leader	Value	Conference Leader	Value
3rd Down Conversion Pct (122 ranked)	45	2	0.385	James Madison	0.548	Kennesaw St.	0.458
3rd Down Conversion Pct Defense (122 ranked)	36	3	0.350	Central Ark.	0.247	Presbyterian	0.258
4th Down Conversion Pct (120 ranked)	15	1	0.700	Western Caro. Tennessee St. Grambling	1.000 1.000 1.000	Charleston So.	0.700
4th Down Conversion Pct Defense (122 ranked)	30	3	0.400	The Citadel	0.000	Liberty	0.125
Blocked Kicks (46 ranked)	46	2	1	Monmouth	8	Monmouth	8
Blocked Kicks Allowed (121 ranked)	1	1	0	39 teams tied	0	Charleston So. Gardner-Webb	0 0
Blocked Punts (10 ranked)				Jackson St. Monmouth Hampton	3 3 3	Monmouth	3
Blocked Punts Allowed (122 ranked)	1	1	0	85 teams tied	0	5 teams tied	0
Completion Percentage (122 ranked)	117	6	0.453	Samford	0.722	Monmouth	0.618
Defensive TDs (14 ranked)				Samford Villanova UT Martin	4 4 4	Liberty	2
Fewest Penalties (122 ranked)	79	5	46	Yale	20	Gardner-Webb	31
Fewest Penalties Per Game (122 ranked)	111	6	9.20	Lafayette	3.86	Gardner-Webb	4.43
Fewest Penalty Yards (122 ranked)	48	4	341	Yale	180	Gardner-Webb	294
Fewest Penalty Yards Per Game (122 ranked)	92	4	68.20	Yale	36.00	Gardner-Webb	42.00
First Downs Defense (122 ranked)	11	1	93	Grambling	72	Charleston So.	93
First Downs Offense (122 ranked)	107	5	91	James Madison	189	Monmouth	144
Fumbles Lost (122 ranked)	100	6	7	Lehigh	0	Liberty	2
Fumbles Recovered (118 ranked)	79	5	3	Alabama St. Fordham	11 11	Liberty Monmouth	7 7
Kickoff Return Defense (122 ranked)	29	3	18.09	Alcorn	14.53	Monmouth	17.14
Kickoff Returns (122 ranked)	17	2	23.86	Liberty	30.31	Liberty	30.31
Net Punting (122 ranked)	95	6	33.09	Wofford	44.47	Presbyterian	39.63
Passes Had Intercepted (122 ranked)	7	2	2	Wofford	0	Kennesaw St.	1
Passes Intercepted (118 ranked)	99	6	3	North Dakota	13	Kennesaw St.	9
Passing Offense (122 ranked)	113	6	134.6	Eastern Wash.	433.2	Liberty	198.5
Passing Yards Allowed (122 ranked)	20	2	180.8	Chattanooga	134.7	Monmouth	152.9
Passing Yards per Completion (122 ranked)	6	2	17.26	Jacksonville	18.86	Kennesaw St.	17.31
Punt Return Defense (122 ranked)	120	6	20.40	North Dakota St.	-4.00	Kennesaw St.	-0.29
Punt Returns (122 ranked)	2	1	24.60	James Madison	37.43	Charleston So.	24.60
Red Zone Defense (122 ranked)	37	5	0.778	Montana	0.550	Liberty	0.619
Red Zone Offense (122 ranked)	97	4	0.722	4 teams tied	1.000	Gardner-Webb	0.864
Rushing Defense (122 ranked)	57	2	154.2	Wofford	50.3	Kennesaw St.	112.3
Rushing Offense (122 ranked)	9	2	268.0	The Citadel	381.0	Kennesaw St.	294.0
Sacks Allowed (122 ranked)	74	5	2.20	The Citadel	0.00	Kennesaw St.	0.67
Scoring Defense (122 ranked)	69	6	29.6	San Diego	13.3	Gardner-Webb	19.7
Scoring Offense (122 ranked)	17	2	35.2	Sam Houston St.	54.8	Kennesaw St.	37.3
Tackles for Loss Allowed (122 ranked)	87	5	7.00	The Citadel	2.83	Kennesaw St.	3.83
Team Passing Efficiency (122 ranked)	30	2	137.13	Cal Poly	215.97	Kennesaw St.	177.67
Team Passing Efficiency Defense (122 ranked)	74	5	134.04	San Diego	86.13	Liberty	123.33
Team Sacks (121 ranked)	8	1	3.20	Saint Francis (PA)	4.29	Charleston So.	3.20
Team Tackles for Loss (122 ranked)	52	2	6.2	Stetson	10.2	Monmouth	6.6
Time of Possession (122 ranked)	37	4	31:19	The Citadel	35:43	Monmouth	33:56
Total Defense (122 ranked)	23	1	335.0	Chattanooga	245.0	Charleston So.	335.0
Total Offense (122 ranked)	40	2	402.6	Sam Houston St.	608.2	Kennesaw St.	478.7
Turnover Margin (121 ranked)	97	6	-0.60	South Carolina St.	2.68	Kennesaw St.	1.17
Turnovers Gained (121 ranked)	112	6	6	Albany (NY)	21	Liberty	15
Turnovers Lost (122 ranked)	45	5	9	Wofford	2	Kennesaw St.	6
Winning Percentage (119 ranked)	38	2	0.600	Sam Houston St. The Citadel	1.000 1.000	Kennesaw St.	0.667



Statistic	Player	National	Conference	Value	National Leader	Value	Conference	Value
		Rank	Rank				Leader	
All Purpose (200 ranked)	Mike Holloway Darius Hammond	13 60	1 4	143.25 110.50	Chase Edmonds, Fordham	199.83	Mike Holloway, Charleston So.	143.25
Blocked Kicks (3 ranked)					Mike Basile, Monmouth Hunter Kiselick, Georgetown	3 3	Mike Basile, Monmouth	3
Combined Kick Returns (198 ranked)	Darius Hammond Kelan Fraise	63 128	6 7	283 167	Abu Daramy, Colgate	566	Frankie Hickson, Liberty	375
Completion Percentage (109 ranked)					Devlin Hodges, Samford	0.723	Cody Williams, Monmouth	0.615
Completions Per Game (150 ranked)					Devlin Hodges, Samford	30.00	Cody Williams, Monmouth	13.85
Field Goal Percentage (86 ranked)					Eric Medina, Texas Southern Oren Milstein, Columbia Matt Sotiropoulos, Southern Ill.	1.000 1.000 1.000	Alex Probert, Liberty	0.800
Field Goals Per Game (123 ranked)	Tyler Tekac	110	6	0.20	Griffin Trau, Richmond	1.71	Alex Probert, Liberty	1.33
Forced Fumbles (73 ranked)	Anthony Ellis Mike Taylor	73 73	4 4	0.25 0.25	Khalil Young, Mississippi Val.	0.71	Erwin Dessources, Liberty	0.40
Fumbles Recovered (48 ranked)	Zane Cruz	48	5	1	Noah Fitzgerald, Fordham	4	4 players tied	2
Interceptions Per Game (145 ranked)	DJ Curl Seth Harrelson Troy McGowens	145 145 145	5 5 5	0.2 0.2 0.2	Brendan Langley, Lamar University	1.0	Dante' Blackmon, Kennesaw St.	0.8
Kickoff Return TDs (2 ranked)					Dante Satcher, Robert Morris	2	Frankie Hickson, Liberty	1
Kickoff Returns (129 ranked)					Dante Satcher, Robert Morris	43.1	Frankie Hickson, Liberty	34.1
Passes Defended (68 ranked)					Dante' Blackmon, Kennesaw St. Bryan Marine, Bucknell D'Montre Wade, Murray St.	2.0 2.0 2.0	Dante' Blackmon, Kennesaw St.	2.0
Passing Efficiency (109 ranked)					Jeremiah Briscoe, Sam Houston St.	187.1	Cody Williams, Monmouth	131.1
Passing TDs (108 ranked)	Shane Bucenell	83	2	6	Jeremiah Briscoe, Sam Houston St.	26	Stephen Calvert, Liberty	7
Passing Yards (150 ranked)					Gage Gubrud, Eastern Wash.	2,351	Cody Williams, Monmouth	1,107
Passing Yards Per Game (150 ranked)					Gage Gubrud, Eastern Wash.	391.8	Cody Williams, Monmouth	158.1
Passing Yards per Completion (109 ranked)					Rylan Wells, Jacksonville	18.98	Tyrell Maxwell, Gardner-Webb	12.97
Points Responsible For (200 ranked)	Mike Holloway Shane Bucenell	142 154	4 6	44 42	Gage Gubrud, Eastern Wash.	164	Chandler Burks, Kennesaw St.	90
Points Responsible For Per Game (145 ranked)	Mike Holloway	53	2	11.0	Gage Gubrud, Eastern Wash.	27.7	Chandler Burks, Kennesaw St.	15.0
Punt Return TDs (2 ranked)	Kelan Fraise	2	1	1	Rashard Davis, James Madison	2	Kelan Fraise, Charleston So.	1
Punt Returns (54 ranked)	Darius Hammond	1	1	21.0	Darius Hammond, Charleston So.	21.0	Darius Hammond, Charleston So.	21.0
Punting (106 ranked)	Truett Burns	85	6	37.5	Ian Berryman, Western Caro.	46.2	Andrew Komornik, Gardner-Webb	43.3
Receiving TDs (147 ranked)	Kameron Brown Colton Korn Jared Scotland	147 147 147	4 4 4	2 2 2	Jake Wieneke, South Dakota St.	11	Justin Sumpter, Kennesaw St.	6
Receiving Yards (147 ranked)					Troy Pelletier, Lehigh	838	Reggie White Jr., Monmouth	536
Receiving Yards Per Game (200 ranked)	Kameron Brown	142	4	48.0	Cooper Kupp, Eastern Wash.	142.4	Reggie White Jr., Monmouth	76.6
Receptions Per Game (198 ranked)					Chad Williams, Grambling	9.8	Reggie White Jr., Monmouth	6.1
Rush Yards Per Carry (157 ranked)	Mike Holloway	1	1	10.54	Mike Holloway, Charleston So.	10.54	Mike Holloway, Charleston So.	10.54
Rushing TDs (113 ranked)	Mike Holloway	26	3	6	Chase Edmonds, Fordham	12	Khalil Lewis, Gardner-Webb	10
Rushing Yards (199 ranked)	Mike Holloway	43	4	485	Chase Edmonds, Fordham	1,065	Khalil Lewis, Gardner-Webb	679
Rushing Yards Per Game (200 ranked)	Mike Holloway	7	1	121.3	Chase Edmonds, Fordham	177.5	Mike Holloway, Charleston So.	121.3
Sacks (54 ranked)	Anthony Ellis Solomon Brown Mike Taylor	8 52 52	1 5 5	1.00 0.63 0.63	Karter Schult, UNI	1.42	Anthony Ellis, Charleston So.	1.00
Scoring (200 ranked)	Mike Holloway	4	1	11.0	Chase Edmonds, Fordham	13.0	Mike Holloway, Charleston So.	11.0
Solo Tackles (40 ranked)					Darius Leonard, South Carolina St.	7.6	Mike Basile, Monmouth	6.0
Tackles For Loss (96 ranked)	Solomon Brown Anthony Ellis	28 28	1 1	1.5 1.5	Christian Kuntz, Duquesne	2.6	Solomon Brown, Charleston So. Anthony Ellis, Charleston So.	1.5 1.5
Total Offense (200 ranked)	Mike Holloway	112	5	121.3	Gage Gubrud, Eastern Wash.	450.8	Tyrell Maxwell, Gardner-Webb	212.7
Total Points Scored (0 ranked)								
Total Tackles (197 ranked)	Corbin Jackson	196	6	6.8	Darius Leonard, South Carolina St.	13.6	Chad Geter, Gardner-Webb	10.1
Total Touchdowns (135 ranked)	Mike Holloway	29	3	7	Chase Edmonds, Fordham	13	Khalil Lewis, Gardner-Webb	10
Yards per Pass Attempt (109 ranked)					Jeremiah Briscoe, Sam Houston St.	9.77	Cody Williams, Monmouth	7.05
Yards per Reception (200 ranked)	Kameron Brown	7	1	21.82	Brandon Acker, Southeastern La.	24.67	Kameron Brown, Charleston So.	21.82



GAME 1 - Aug. 27 - Fargodome (18,881) (OT)

	#6/7 CHARLESTON SOUTHERN (0-1)	0	3	7	7	0-17
	#1/1 NORTH DAKOTA ST. (1-0)	0	3	7	7	7-24

FARGO, N.D. — Charleston Southern has come a long way in four years under Jamey Chadwell. On Saturday, in front of a raucous Fargodome crowd of 18,881 and an ESPN audience, CSU showed just how far. The Bucs pushed five-time defending FCS national champion North Dakota State to overtime before falling, 24-17.

CSU (0-1) tied the game on Mike Holloway's six-yard touchdown run with 2:59 left in the fourth quarter and had a chance to win following Troy McGowens' interception on NDSU's (1-0) ensuing possession. McGowens picked off Easton Stick's fourth down pass and returned it to the Bison 40-yard line with 18 seconds remaining. After a Kyle Copeland seven-yard run two plays later, Jacob Smoak lined up for a 51-yard field goal to snap NDSU's 42-game home non-conference winning streak. The kick sailed wide left, forcing overtime.

King Frazier rumbled into the end zone for a 25-yard score on the first play of the extra session and CSU could not answer. A Holloway run and three Copeland incompletions were all the Bucs could muster against the Bison's stout defense, allowing NDSU to escape with victory.

CSU's defense kept it in the game in the first half, holding NDSU's powerful offense to 138 yards while notching three sacks and forcing a turnover. DJ Curl stripped Dimitri Williams and Zane Cruz pounced on the loose ball to lead to Smoak's 46-yard field goal and a 3-0 lead in the second quarter.

NDSU tied the score with a 52-yard Cam Pederson field goal on the final play of the half. CSU surged back ahead on the first drive of the third quarter thanks to a scintillating 47-yard touchdown run by Holloway. He took an option pitch down the left sideline and reversed field at the 25, outrunning everyone to give the Bucs a 10-3 edge.

NDSU responded with 14 unanswered points, going ahead 17-10 at the 10:34 mark of the fourth on Stick's 47-yard connection with RJ Urzendowski.

A 54-yard Truett Burns punt swung the field in CSU's favor and helped lead to the tying score. The Bucs' defense forced a three-and-out following the punt, giving CSU the ball back at the NDSU 42 with 5:43 left. Copeland found Jared Scotland for 13 yards to start the drive and then hit Kameron Brown for 16 yards on a fourth-and-ten play to push CSU closer. Holloway crossed the goal line up the middle from six yards out two plays later and Tyler Tekac followed with an extra point to make it 17-17.

SCORING SUMMARY

2nd	09:44 CSU - SMOAK, J. 46 yd field goal, 4-1 0:58, CSU 3 - NDSU 0
	00:00 NDSU - Cam Pedersen 52 yd field goal, 10-34 2:19, CSU 3 - NDSU 3
3rd	13:07 CSU - HOLLOWAY, M. 47 yd run (TEKAC, T. kick), 4-75 1:53, CSU 10 - NDSU 3
	10:02 NDSU - D. Shepherd 23 yd pass from Easton Stick (Cam Pedersen kick), 6-68 2:59, CSU 10 - NDSU 10
4th	10:34 NDSU - RJ Urzendowski 47 yd pass from Easton Stick (Cam Pedersen kick), 5-65 2:06, CSU 10 - NDSU 17
	02:59 CSU - HOLLOWAY, M. 6 yd run (TEKAC, T. kick), 7-42 2:44, CSU 17 - NDSU 17
OT	15:00 NDSU - King Frazier 25 yd run (Cam Pedersen kick), 1-25 0:00, CSU 17 - NDSU 24

Stat	CSU	NDSU
FIRST DOWNS	11	21
RUSHES-YARDS (NET)	34-169	44-230
PASSING YDS (NET)	94	194
Passes Att-Comp-Int	20-8-1	27-17-1
TOTAL OFFENSE PLAYS-YARDS	54-263	71-424
Fumble Returns-Yards	0-0	0-0
Punt Returns-Yards	1- 4	1-11
Kickoff Returns-Yards	2-51	4-85
Punts (Number-Avg)	6-42.7	6-32.5
Fumbles-Lost	0-0	1-1
Penalties-Yards	6-45	6-70
Possession Time	27:02	32:58
Third-Down Conversions	2 of 12	6 of 15
Fourth-Down Conversions	1 of 2	0 of 1
Red-Zone Scores-Chances	1-2	0-1
Sacks By: Number-Yards	3-24	1-7

RUSHING: Charleston So.-HOLLOWAY, M. 10-126; HAMMOND, D. 13-30; COPELAND, K. 11-13. North Dakota State-King Frazier 11-79; Lance Dunn 12-50; Easton Stick 11-45; Bruce Anderson 7-32; D. Shepherd 1-19; Chase Morlock 1-3; D. Williams 1-2.

PASSING: Charleston So.-COPELAND, K. 8-20-1-94. North Dakota State-Easton Stick 17-27-1-194.

RECEIVING: Charleston So.-BROWN, K. 3-58; SCOTLAND, J. 2-18; KORN, C. 2-14; DAVIS, S. 1-4. North Dakota State-D. Shepherd 4-64; D. Williams 3-1; RJ Urzendowski 2-59; Chase Morlock 2-31; King Frazier 2-10; Lance Dunn 1-13; Jeff Illies 1-11; Dallas Freeman 1-9; Bruce Anderson 1-minus 4.

GAME 2 - Sept. 3 - Buccaneer Field (1,780)

	CHARLESTON SOUTHERN (1-1)	22	21	7	7	57
	KENTUCKY STATE (0-1)	0	7	0	0	7

CHARLESTON, S.C. — Charleston Southern scored on six of its first seven possessions and dominated defensively to roll to a 57-7 win over Kentucky State on Saturday at Buccaneer Field. The victory was CSU's eighth straight at home and fourth consecutive in a home opener.

CSU (1-1) avoided any thought of a letdown by running the football and stonewalling Kentucky State's (0-1) offense. The Bucs tallied 405 yards rushing and 527 yards of total offense while recording six sacks and nine tackles-for-loss in limiting the Thorobreds to 141 yards.

Sophomore Kelan Fraise returned a punt 70 yards for a touchdown and senior Darius Hammond ripped off three long returns to spark the Bucs' special teams.

CSU recorded 359 first half yards on just 28 plays, overwhelming Kentucky State with its bevy of playmakers at running back. Mike Holloway sandwiched a pair of touchdown runs around a Ben Robinson score to stake the Bucs to a 22-0 first quarter lead. Fellow senior Alan Barnwell sped untouched for a 70-yard touchdown to push CSU's edge to 29-0 at the 12:30 mark of the second quarter. Barnwell led the stable of runners with 108 yards on only four attempts.

Redshirt freshman quarterback Shane Bucenell performed well in his debut, leading three touchdown drives in relief of Kyle Copeland. Bucenell reached the end zone on a three-yard keeper to give CSU a 36-0 advantage and then threw a dart to Jared Scotland for an 84-yard touchdown to continue the onslaught. Scotland caught the pass at the 40-yard line and broke a pair of tackles on his way to the longest play of the day.

Redshirt freshman London Johnson took the reins at quarterback in the second half and showcased his ability in the option game, carrying ten times for 67 yards. Johnson evaded a tackle in the backfield before sprinting for a 33-yard score to account for the final 57-7 margin. Ronnie Harris and Chanin Hamilton got their hands on the football for the first time their college careers as well to help the Bucs pile up 8.6 yards per carry.

The Bucs' defense was tenacious throughout the afternoon with Reginal Harris' 42-yard second quarter touchdown run the only thing preventing a shutout. Corbin Jackson totaled seven tackles to pace CSU in that department for the second straight week. Mike Taylor notched a team-high 1.5 sacks, while Joey Maxberry, D.J. Curl, Gerald Turner and Craig Johnson also got to the quarterback. D'Andre Streat recovered a fumble to give the Bucs their second forced turnover of the year.

SCORING SUMMARY

1st	11:51 CSU - HOLLOWAY, Mike 10 yd run (TEKAC, Tyler kick), 3-77 1:13, KSU 0 - CSU 7
	06:51 CSU - ROBINSON, Ben 11 yd run (TEKAC, Tyler kick), 5-30 2:54, KSU 0 - CSU 14
	02:35 CSU - HOLLOWAY, Mike 9 yd run (CAGLE, Stephen rush), 1-9 0:04, KSU 0 - CSU 22
2nd	12:30 CSU - BARNWELL, Alan 70 yd run (TEKAC, Tyler kick), 5-91 1:20, KSU 0 - CSU 29
	08:12 CSU - BUCENELL, Shane 3 yd run (TEKAC, Tyler kick), 5-49 2:25, KSU 0 - CSU 36
	04:55 CSU - SCOTLAND, Jared 84 yd pass from BUCENELL, Shane (SMOAK, Jacob kick), 2-93 0:57, KSU 0 - CSU 43
	04:08 KSU - Reginal 42 yd run (Bill kick), 3-72 0:32, KSU 7 - CSU 43
3rd	01:08 CSU - FRAISE, Kelan 70 yd punt return (TEKAC, Tyler kick), , KSU 7 - CSU 50
4th	04:34 CSU - JOHNSON, London 33 yd run (SMOAK, Jacob kick), 3-50 1:34, KSU 7 - CSU 57

Stat	KSU	CSU
FIRST DOWNS	9	18
RUSHES-YARDS (NET)	35-69	47-405
PASSING YDS (NET)	72	122
Passes Att-Comp-Int	18-9-0	9-5-0
TOTAL OFFENSE PLAYS-YARDS	53-141	56-527
Punt Returns-Yards	1-2	7-248
Kickoff Returns-Yards	7-160	2-49
Punts (Number-Avg)	12-39.4	3-35.7
Fumbles-Lost	1-1	4-2
Penalties-Yards	6-60	10-95
Possession Time	29:54	30:06
Third-Down Conversions	2 of 14	4 of 7
Fourth-Down Conversions	0 of 0	0 of 0
Red-Zone Scores-Chances	0-0	4-7
Sacks By: Number-Yards	3-20	6-47

RUSHING: Kentucky St.-Reginal 10-75; Darmontre 11-35; Lavelle 2-2; TEAM 1-0; Corey 1-minus 4; Charles 10-minus 39. Charleston So.-BARNWELL, Alan 4-108; HOLLOWAY, Mike 3-68; JOHNSON, London 10-67; HARRIS, Ronnie 8-35; HAMILTON, Chanin 5-35; COPELAND, Kyle 2-28; BUCENELL, Shane 4-21; ROBINSON, Ben 4-17; CAGLE, Stephen 1-12; FRAISE, Kelan 3-10; WALL, Geoffrey 2-6; TEAM 1-minus 2.

PASSING: Kentucky St.-Charles 7-16-0-64; Cort 2-2-0-8. Charleston So.-BUCENELL, Shane 3-5-0-99; COPELAND, Kyle 1-2-0-8; JOHNSON, London 1-2-0-15.

RECEIVING: Kentucky St.-Reginal 3-32; Corey 2-13; Jules 1-16; Demetris 1-4; Charles 1-4; Darmontre 1-3. Charleston So.-SCOTLAND, Jared 2-92; KORN, Colton 2-15; WALL, Geoffrey 1-15.



GAME 3 - Sept. 10 - Doak Campbell Stadium (75,831)



#7/7 CHARLESTON SOUTHERN (1-2)	0	6	0	2	8
#3/3 FLORIDA STATE (2-0)	28	7	14	3	52

TALLAHASSEE, Fla. — Florida State scored 28 first quarter points to take control early and defeat Charleston Southern, 52-8, on Saturday at Doak Campbell Stadium. The third-ranked Seminoles took advantage of two CSU fumbles to build a big early cushion and push the nation's longest home winning streak to 22 games.

CSU (1-2), playing short-handed, competed until the final whistle in its fifth-ever game against a top-five ranked team. The Bucs recorded 294 yards of total offense and were nearly even with the Noles in yardage after halftime.

Junior quarterback Robert Mitchell made his CSU debut and completed 7-of-20 passes for 142 yards, including a 57-yard touchdown to redshirt freshman Kameron Brown. Redshirt sophomore Solomon Brown paced the Bucs' defensive effort with three tackles for loss and a sack, while senior Seth Harrelson posted six stops and an interception in his first career start.

FSU (2-0), facing a quick turnaround following its season opening win over No. 11 Ole Miss, made a host of big plays in the first quarter. Quarterback Deondre Francois hit Travis Rudolph for a 36-yard touchdown on a third-and-12 play to start the scoring. The duo hooked up again on a 21-yard strike following CSU's second turnover. Jesus Wilson returned a punt 89 yards for a touchdown to stake the Seminoles to a four-touchdown lead.

Mitchell relieved London Johnson early in the game and got the Bucs on the scoreboard with 2:50 left in the second quarter. Brown ran wide open down the left sideline thanks to a blown coverage and Mitchell hit him in stride for a 57-yard score.

CSU scored again on a Mike Taylor safety 18 seconds into the fourth quarter. FSU was backed up against its own goal line following a strong Truett Burns punt and J.J. Cosentino dropped the shotgun snap, allowing Taylor to sack him in the end zone.

SCORING SUMMARY

1st	09:26 FS	Travis Rudolph 36 yd pass from Deondre Francois (Ricky Aguayo kick)	0 - 7
	04:18 FS	Dalvin Cook 1 yd run (Ricky Aguayo kick)	0 - 14
	03:17 FS	Travis Rudolph 21 yd pass from Deondre Francois (Ricky Aguayo kick)	0 - 21
	00:22 FS	Jesus Wilson 89 yd punt return (Ricky Aguayo kick)	0 - 28
2nd	04:44 FS	Jacques Patrick 2 yd run (Ricky Aguayo kick)	0 - 35
	02:50 CSU	BROWN, Kameron 57 yd pass from MITCHELL, Robert (TEKAC, Tyler kick failed)	6 - 35
3rd	10:00 FS	Dalvin Cook 37 yd run (Ricky Aguayo kick)	6 - 42
	02:22 FS	Auden Tate 1 yd pass from Deondre Francois (Ricky Aguayo kick)	6 - 49
4th	14:42 CSU	TAYLOR, Mike safety	8 - 49
	04:59 FS	Ricky Aguayo 46 yd field goal	8 - 52

Stat	CSU	FSU
FIRST DOWNS	15	26
RUSHES-YARDS (NET)	39-152	36-169
PASSING YDS (NET)	142	269
Passes Att-Comp-Int	20-7-0	35-26-1
TOTAL OFFENSE PLAYS-YARDS	59-294	71-438
Fumble Returns-Yards	0-0	1-8
Punt Returns-Yards	1--6	1-89
Kickoff Returns-Yards	4-73	2-17
Interception Returns-Yards	1-4	0-0
Punts (Number-Avg)	7-38.7	2-51.0
Fumbles-Lost	6-3	1-0
Penalties-Yards	8-51	6-60
Possession Time	29:41	30:19
Third-Down Conversions	2 of 12	8 of 11
Fourth-Down Conversions	0 of 1	0 of 0
Red-Zone Scores-Chances	0-0	3-3
Sacks By: Number-Yards	3-22	4-37

RUSHING: Charleston Southern-HAMILTON, Chanin 9-53; FRAISE, Kelan 6-33; MITCHELL, Robert 16-23; WALL, Geoffrey 3-22; HARRIS, Ronnie 2-18; JOHNSON, London 3-3. Florida State-Dalvin Cook 11-83; Amir Rasul 6-46; Jacques Patrick 5-26; Ryan Green 3-6; Jesus Wilson 1-6; Johnathan Vickers 2-4; J.J. Cosentino 2-1; Deondre Francois 6-minus 3.

PASSING: Charleston Southern-MITCHELL, Robert 7-20-0-142. Florida State-Deondre Francois 25-32-1-262; J.J. Cosentino 1-3-0-7.

RECEIVING: Charleston Southern-BROWN, Kameron 2-80; SCOTT, Qua-Vonn 1-29; DAVIS, Saire 1-16; SCOTLAND, Jared 1-9; FRAISE, Kelan 1-7; HAMILTON, Chanin 1-1. Florida State-Travis Rudolph 7-105; Jesus Wilson 4-53; Nyqwan Murray 3-31; Ryan Izzo 2-20; Kermit Whitfield 2-17; Da'Vante Phillips 2-15; Auden Tate 2-13; Jacques Patrick 2-5; Dalvin Cook 1-9; Ja'Vonn Harrison 1-1.

GAME 4 - Sept. 24 - Kessler Field (2,801)



#11/12 CSU (2-2, 1-0)	0	7	14	14	35
MONMOUTH (2-2, 0-1)	0	0	7	0	7

WEST LONG BRANCH, N.J. — Running the football and playing stout defense was Charleston Southern's bread and butter during its 2015 run to the Big South Conference title. The Bucs provided both in bunches to overwhelm Monmouth, 35-7, in their 2016 league opener on Saturday at Kessler Field.

CSU (2-2, 1-0 Big South) rushed for 322 yards and scored touchdowns on its first four second half possessions to hand Monmouth (2-2, 0-1 Big South) a convincing defeat for the third straight year. The Blue Swarm defense thwarted the Hawks' spread attack, limiting them to less than two yards per rush while piling up nine tackles for loss.

A pair of red zone turnovers kept CSU from blowing the game open in the first half but Mike Holloway gave the Bucs the jolt they needed out of the halftime locker room. Holloway sprinted 75 yards for a touchdown off an option pitch to give CSU a 14-0 advantage 16 seconds into the second half. He rushed for 151 yards on 11 attempts and is now averaging over 14 yards per carry through three games. Holloway added a 63-yard touchdown reception to finish off the Bucs' second half onslaught.

Monmouth pieced together an 11-play, 77-yard touchdown drive to get on the scoreboard following Holloway's second half keynote address. Cody Williams bought time and found Reggie White, Jr., the Big South's leading receiver, for a 31-yard score on a 4th-and-14 play. Williams finished with 172 yards passing on 15 completions but was constantly under duress.

Darius Hammond immediately swung the field after the Hawks' touchdown, galloping 58 yards on the ensuing kickoff. He later scored from seven yards out to reinstate a two-touchdown lead that quickly grew to three thanks to Ben Robinson's 12-yard trip into the end zone. Shane Bucenell led both of those drives in his first career start at quarterback. He finished with 98 yards passing, a touchdown and an interception while adding 73 rushing yards.

SCORING SUMMARY

2nd	07:40	CSU - BROWN, Kameron 20 yd pass from MITCHELL, Robert (TEKAC, Tyler kick)	7 plays, 73 yards, TOP 3:33, CSU 7 - MU 0
3rd	14:44	CSU - HOLLOWAY, Mike 75 yd run (TEKAC, Tyler kick)	1 play, 75 yards, TOP 0:16, CSU 14 - MU 0
	09:30	MU - WHITE JR., R. 31 yd pass from WILLIAMS, Cody (WHITE, Matt kick)	11 plays, 77 yards, TOP 5:06, CSU 14 - MU 7
	06:57	CSU - HAMMOND, Darius 7 yd run (TEKAC, Tyler kick)	7 plays, 42 yards, TOP 2:23, CSU 21 - MU 7
4th	14:52	CSU - ROBINSON, Ben 12 yd run (TEKAC, Tyler kick)	8 plays, 61 yards, TOP 2:51, CSU 28 - MU 7
	09:18	CSU - HOLLOWAY, Mike 63 yd pass from BUCENELL, Shane (TEKAC, Tyler kick)	3 plays, 61 yards, TOP 1:28, CSU 35 - MU 7

Stat	CSU	MU
FIRST DOWNS	20	17
RUSHES-YARDS (NET)	42-322	34-59
PASSING YDS (NET)	134	201
Passes Att-Comp-Int	14-7-1	34-17-0
TOTAL OFFENSE PLAYS-YARDS	56-456	68-260
Fumble Returns-Yards	0-0	0-0
Punt Returns-Yards	1-8	1-1
Kickoff Returns-Yards	1-58	5-67
Interception Returns-Yards	0-0	1-43
Punts (Number-Avg)	4-33.2	8-32.1
Fumbles-Lost	1-1	0-0
Penalties-Yards	9-65	6-60
Possession Time	27:08	32:52
Third-Down Conversions	6 of 12	5 of 16
Fourth-Down Conversions	1 of 1	1 of 3
Red-Zone Scores-Chances	3-4	0-1
Sacks By: Number-Yards	2-22	1-6

RUSHING: Charleston So.-HOLLOWAY, Mike 11-151; BUCENELL, Shane 9-73; HAMMOND, Darius 10-37; BARNWELL, Alan 1-33; HAMILTON, Chanin 6-21; ROBINSON, Ben 2-11; WALL, Geoffrey 1-minus 2; MITCHELL, Robert 2-minus 2. Monmouth-CHANEY, Lavon 14-38; WELCH, Zach 6-13; ROYDS, Ed 3-9; WILLIAMS, Cody 10-2; WHITE JR., R. 1-minus 3.

PASSING: Charleston So.-BUCENELL, Shane 4-10-1-98; MITCHELL, Robert 3-4-0-36. Monmouth-WILLIAMS, Cody 15-31-0-172; BAHAR, Kenji 2-3-0-29.


RECEIVING: Charleston So.-BROWN, Kameron 4-55; HOLLOWAY, Mike 1-63; HATTEN, Travay 1-11; DAVIS, Saire 1-5. Monmouth-WHITE JR., R. 4-72; GRASSO, Vinny 4-48; POWELL, Jake 3-32; AMBUSH, Darren 3-27; WELCH, Zach 2-21; PHELPS, Devin 1-1.

INTERCEPTIONS: Charleston So.-None. Monmouth-BASILE, Mike 1-43.

FUMBLES: Charleston So.-BUCENELL, Shane 1-1. Monmouth-None.



GAME 5 - Oct. 1 - Brooks Stadium (10,213) (2 OT)

	#8/10 CHARLESTON SOUTHERN (3-2, 1-0)	7	16	7	15	14 - 59
	#14 COASTAL CAROLINA (3-2)	21	0	14	10	13 - 58

CONWAY, S.C. – In a game that featured 117 points, the point that was prevented provided the difference. Charleston Southern's Solomon Brown blocked an extra point attempt in the second overtime to put an end to a wild 59-58 win over Coastal Carolina on Saturday at Brooks Stadium.

Coastal (3-2) appeared poised to send the game to a third overtime following Kenneth Daniels two-yard touchdown run but Brown had other plans. The linebacker leapt up and got his right hand on Ryan Granger's kick, forcing it short of the uprights and setting off a jubilant celebration for CSU (3-2).

The heroes were many in the Bucs' third win over the Chanticleers in the last four years and first in Conway since 2008. Mike Holloway became CSU's all-time leading rusher with 140 yards and a touchdown on 22 carries. Shane Bucenell returned to the game after leaving with severe cramps and tossed two of his four touchdown passes in overtime. Robert Mitchell relieved Bucenell for much of the second half and ran for 69 yards and two scores, including what looked to be the game-winner with 42 seconds left in regulation.

The Bucs totaled 473 yards of offense, held the football for 42:41, ran 89 plays to Coastal's 56 and converted five-of-six fourth down tries. They survived 13 penalties, two costly turnovers and a four-touchdown, 208-yard performance from Coastal star running back De'Angelo Henderson. They found a way to win for the 31st time in Jamey Chadwell's remarkable tenure as head coach.

SCORING SUMMARY

1st	11:03 COASTAL - Henderson, D. 1 yd run (Granger, Ryan kick), 10-75 3:57, CSU 0 - COASTAL 7 07:59 COASTAL - Henderson, D. 1 yd pass from Keane, Tyler (Granger, Ryan kick), 2-2 0:40, CSU 0 - CCU 14 04:42 CSU - HOLLOWAY, Mike 42 yd run (TEKAC, Tyler kick), 7-63 3:09, CSU 7 - COASTAL 14 02:16 COASTAL - Henderson, D. 36 yd run (Granger, Ryan kick), 6-69 2:23, CSU 7 - COASTAL 21
2nd	13:29 CSU - KORN, Colton 12 yd pass from BUCENELL, Shane (TEKAC, Tyler kick), 9-75 3:47, CSU 14 - CCU 21 09:39 CSU - TEKAC, Tyler 37 yd field goal, 7-32 3:34, CSU 17 - COASTAL 21 00:42 CSU - HATTEN, Travay 11 yd pass from BUCENELL, Shane (TEKAC, Tyler kick failed), 10-65 4:00, CSU 23 - CCU 21
3rd	11:39 COASTAL - White, Myles 0 yd fumble recovery (Williams, M. pass from Williams, M.), CSU 23 - CCU 29 07:19 CSU - HAMMOND, Darius 27 yd run (TEKAC, Tyler kick), 8-50 4:08, CSU 30 - COASTAL 29 05:54 COASTAL - Henderson, D. 47 yd run (Keane, Tyler pass failed), 3-69 1:13, CSU 30 - COASTAL 35
4th	09:32 CSU - MITCHELL, Robert 10 yd run (HOLLOWAY, Mike rush), 14-64 7:34, CSU 38 - COASTAL 35 08:17 COASTAL - Bradshaw, Gary 19 yd pass from Jones, Chris (Granger, Ryan kick), 3-73 1:07, CSU 38 - CCU 42 00:42 CSU - MITCHELL, Robert 13 yd run (TEKAC, Tyler kick), 13-70 7:29, CSU 45 - COASTAL 42 00:00 COASTAL - Granger, Ryan 35 yd field goal, 24-0 0:42, CSU 45 - COASTAL 45
OT	15:00 COASTAL - Mapp, Bruce 15 yd pass from Keane, Tyler (Granger, Ryan kick), 24-0 0:42, CSU 45 - COASTAL 52 15:00 CSU - KORN, Colton 24 yd pass from BUCENELL, Shane (TEKAC, Tyler kick), 24-0 0:42, CSU 52 - COASTAL 52 15:00 CSU - SCOTLAND, Jared 15 yd pass from BUCENELL, Shane (TEKAC, Tyler kick), 24-0 0:42, CSU 59 - CCU 52 15:00 COASTAL - Daniels, K. 2 yd run (Granger, Ryan kick blocked), 24-0 0:42, CSU 59 - COASTAL 58

Stat	CSU	COASTAL
FIRST DOWNS	27	20
RUSHES-YARDS (NET)	66-292	33-244
PASSING YDS (NET)	181	168
Passes Att-Comp-Int	23-12-0	23-15-1
TOTAL OFFENSE PLAYS-YARDS	89-473	56-412
Fumble Returns-Yards	0-0	0-0
Punt Returns-Yards	0-0	1--1
Kickoff Returns-Yards	5-103	5-87
Interception Returns-Yards	1-3	0-0
Punts (Number-Avg)	3-32.0	3-40.3
Fumbles-Lost	3-1	1-1
Penalties-Yards	13-85	7-49
Possession Time	42:41	17:19
Third-Down Conversions	11 of 22	0 of 4
Fourth-Down Conversions	5 of 6	1 of 1
Red-Zone Scores-Chances	5-5	4-4
Sacks By: Number-Yards	2-4	2-10

RUSHING: Charleston So.-HOLLOWAY, Mike 22-140; HAMMOND, Darius 15-83; MITCHELL, Robert 11-69; BUCENELL, Shane 13-13; FRAISE, Kelan 1-5; WALL, Geoffrey 1-3; ROBINSON, Ben 1-3; TEAM 2-minus 24. Coastal Carolina-Henderson, D. 18-164; Bradshaw, Gary 2-48; Keane, Tyler 8-20; Abercrombie, O. 3-13; Daniels, K. 1-2; TEAM 1-minus 3.

PASSING: Charleston So.-BUCENELL, Shane 9-15-0-149; MITCHELL, Robert 3-8-0-32. Coastal Carolina-Keane, Tyler 14-21-1-149; TEAM 0-1-0-0; Jones, Chris 1-1-0-19.

RECEIVING: Charleston So.-SCOTLAND, Jared 4-62; BROWN, Kameron 2-47; KORN, Colton 2-36; HATTEN, Travay 1-11; HAMMOND, Darius 1-9; HOLLOWAY, Mike 1-8; DAVIS, Saire 1-8. Coastal Carolina-Henderson, D. 5-44; Brown, Devin 3-44; Mapp, Bruce 2-30; Bradshaw, Gary 2-24; Sattinger, A.J. 2-22; Jones, Chris 1-4.

INTERCEPTIONS: Charleston So.-CURL, D.J. 1-3. Coastal Carolina-None.

FUMBLES: Charleston So.-TEAM 2-0; BUCENELL, Shane 1-1. Coastal Carolina-Keane, Tyler 1-1.



CSU SEASON HIGHS

INDIVIDUAL

Rushes 22 HOLLOWAY, Mike at Coastal Carolina (Oct 01, 2016)
 Yards Rushing 151 HOLLOWAY, Mike at Monmouth (Sep 24, 2016)
 TD Rushes 2 HOLLOWAY, Mike at North Dakota State (Aug 27, 2016)
 2 HOLLOWAY, Mike vs Kentucky St. (Sep 03, 2016)
 2 MITCHELL, Robert at Coastal Carolina (Oct 01, 2016)
 Long Rush 75 HOLLOWAY, Mike at Monmouth (Sep 24, 2016)
 Pass attempts 20 COPELAND, Kyle at North Dakota State (Aug 27, 2016)
 20 MITCHELL, Robert at Florida St. (Sep 10, 2016)
 Pass completions 9 BUCENELL, Shane at Coastal Carolina (Oct 01, 2016)
 Yards Passing 149 BUCENELL, Shane at Coastal Carolina (Oct 01, 2016)
 TD Passes 4 BUCENELL, Shane at Coastal Carolina (Oct 01, 2016)
 Long Pass 84 BUCENELL, Shane vs Kentucky St. (Sep 03, 2016)
 Receptions 4 BROWN, Kameron at Monmouth (Sep 24, 2016)
 4 SCOTLAND, Jared at Coastal Carolina (Oct 01, 2016)
 Yards Receiving 92 SCOTLAND, Jared vs Kentucky St. (Sep 03, 2016)
 TD Receptions 2 KORN, Colton at Coastal Carolina (Oct 01, 2016)
 Long Reception 84 SCOTLAND, Jared vs Kentucky St. (Sep 03, 2016)
 Field Goals 1 SMOAK, Jacob at North Dakota State (Aug 27, 2016)
 1 TEKAC, Tyler at Coastal Carolina (Oct 01, 2016)
 Long Field Goal 46 SMOAK, Jacob at North Dakota State (Aug 27, 2016)
 Punts 7 BURNS, Truett at Florida St. (Sep 10, 2016)
 Punting Avg 42.7 BURNS, Truett at North Dakota State (Aug 27, 2016)
 Long Punt 54 BURNS, Truett at North Dakota State (Aug 27, 2016)
 Punts inside 20 3 BURNS, Truett vs Kentucky St. (Sep 03, 2016)
 3 BURNS, Truett at Florida St. (Sep 10, 2016)
 Long Punt Return 70 FRAISE, Kelan vs Kentucky St. (Sep 03, 2016)
 Long Kickoff Return 58 HAMMOND, Darius at Monmouth (Sep 24, 2016)
 Tackles 9 CURL, D.J. at North Dakota State (Aug 27, 2016)
 9 JACKSON, Corbin at North Dakota State (Aug 27, 2016)
 9 BROWN, Solomon at Florida St. (Sep 10, 2016)
 Sacks 2.0 ELLIS, Anthony at Coastal Carolina (Oct 01, 2016)
 Tackles For Loss 3.0 BROWN, Solomon at Florida St. (Sep 10, 2016)
 3.0 ELLIS, Anthony at Monmouth (Sep 24, 2016)
 Interceptions 1 MCGOWENS, Troy at North Dakota State (Aug 27, 2016)
 1 HARRELSON, Seth at Florida St. (Sep 10, 2016)
 1 CURL, D.J. at Coastal Carolina (Oct 01, 2016)

TEAM

Rushes 66 at Coastal Carolina (Oct 01, 2016)
 Yards Rushing 405 vs Kentucky St. (Sep 03, 2016)
 Yards Per Rush 8.6 vs Kentucky St. (Sep 03, 2016)
 TD Rushes 6 vs Kentucky St. (Sep 03, 2016)
 Pass attempts 23 at Coastal Carolina (Oct 01, 2016)
 Pass completions 12 at Coastal Carolina (Oct 01, 2016)
 Yards Passing 181 at Coastal Carolina (Oct 01, 2016)
 Yards Per Pass 13.6 vs Kentucky St. (Sep 03, 2016)
 TD Passes 4 at Coastal Carolina (Oct 01, 2016)
 Total Plays 89 at Coastal Carolina (Oct 01, 2016)
 Total Offense 527 vs Kentucky St. (Sep 03, 2016)
 Yards Per Play 9.4 vs Kentucky St. (Sep 03, 2016)
 Points 59 at Coastal Carolina (Oct 01, 2016)
 Sacks By 6 vs Kentucky St. (Sep 03, 2016)
 First Downs 27 at Coastal Carolina (Oct 01, 2016)
 Penalties 13 at Coastal Carolina (Oct 01, 2016)
 Penalty Yards 95 vs Kentucky St. (Sep 03, 2016)
 Turnovers 3 at Florida St. (Sep 10, 2016)
 Interceptions By 1 at North Dakota State (Aug 27, 2016)
 1 at Florida St. (Sep 10, 2016)
 1 at Coastal Carolina (Oct 01, 2016)
 Punts 7 at Florida St. (Sep 10, 2016)
 Punting Avg 42.7 at North Dakota State (Aug 27, 2016)
 Long Punt 54 at North Dakota State (Aug 27, 2016)
 Punts inside 20 3 vs Kentucky St. (Sep 03, 2016)
 3 at Florida St. (Sep 10, 2016)
 Long Punt Return 70 vs Kentucky St. (Sep 03, 2016)

OPPONENT SEASON HIGHS

INDIVIDUAL

Rushes 18 Henderson, D., at Coastal Carolina (Oct 01, 2016)
 Yards Rushing 164 Henderson, D., at Coastal Carolina (Oct 01, 2016)
 TD Rushes 3 Henderson, D., at Coastal Carolina (Oct 01, 2016)
 Long Rush 47 Henderson, D., at Coastal Carolina (Oct 01, 2016)
 Pass attempts 32 Francois, D., at Florida St. (Sep 10, 2016)
 Pass completions 25 Francois, D., at Florida St. (Sep 10, 2016)
 Yards Passing 262 Francois, D., at Florida St. (Sep 10, 2016)
 TD Passes 3 Francois, D., at Florida St. (Sep 10, 2016)
 Long Pass 47 Easton Stick, at North Dakota State (Aug 27, 2016)
 Receptions 7 Rudolph, T., at Florida St. (Sep 10, 2016)
 Yards Receiving 105 Rudolph, T., at Florida St. (Sep 10, 2016)
 TD Receptions 2 Rudolph, T., at Florida St. (Sep 10, 2016)
 Long Reception 47 RJ Urzendowski, at North Dakota State (Aug 27, 2016)
 Field Goals 1 Cam Pedersen, at North Dakota State (Aug 27, 2016)
 1 Aguayo, R., at Florida St. (Sep 10, 2016)
 1 Granger, Ryan, at Coastal Carolina (Oct 01, 2016)
 Long Field Goal 52 Cam Pedersen, at North Dakota State (Aug 27, 2016)
 Punts 11 WARREN, vs Kentucky St. (Sep 03, 2016)
 Punting Avg 51.0 Tyler, L., at Florida St. (Sep 10, 2016)
 Long Punt 58 WARREN, vs Kentucky St. (Sep 03, 2016)
 Punts inside 20 3 WHITE, Matt, at Monmouth (Sep 24, 2016)
 Long Punt Return 89 Wilson, J., at Florida St. (Sep 10, 2016)
 Long Kickoff Return 51 SLAUGHTER, vs Kentucky St. (Sep 03, 2016)
 Tackles 14 Sampson, Richie, at Coastal Carolina (Oct 01, 2016)
 Sacks 2.0 Burns, B., at Florida St. (Sep 10, 2016)
 Tackles For Loss 3.0 Burns, B., at Florida St. (Sep 10, 2016)
 Interceptions 1 Jalen Allison, at North Dakota State (Aug 27, 2016)
 1 BASILE, Mike, at Monmouth (Sep 24, 2016)

TEAM

Rushes 44 at North Dakota State (Aug 27, 2016)
 Yards Rushing 244 at Coastal Carolina (Oct 01, 2016)
 Yards Per Rush 7.4 at Coastal Carolina (Oct 01, 2016)
 TD Rushes 4 at Coastal Carolina (Oct 01, 2016)
 Pass attempts 35 at Florida St. (Sep 10, 2016)
 Pass completions 26 at Florida St. (Sep 10, 2016)
 Yards Passing 269 at Florida St. (Sep 10, 2016)
 Yards Per Pass 7.7 at Florida St. (Sep 10, 2016)
 TD Passes 3 at Florida St. (Sep 10, 2016)
 3 at Coastal Carolina (Oct 01, 2016)
 Total Plays 71 at North Dakota State (Aug 27, 2016)
 71 at Florida St. (Sep 10, 2016)
 Total Offense 438 at Florida St. (Sep 10, 2016)
 Yards Per Play 7.4 at Coastal Carolina (Oct 01, 2016)
 Points 58 at Coastal Carolina (Oct 01, 2016)
 Sacks By 4 at Florida St. (Sep 10, 2016)
 First Downs 26 at Florida St. (Sep 10, 2016)
 Penalties 7 at Coastal Carolina (Oct 01, 2016)
 Penalty Yards 70 at North Dakota State (Aug 27, 2016)
 Turnovers 2 at North Dakota State (Aug 27, 2016)
 2 at Coastal Carolina (Oct 01, 2016)
 Interceptions By 1 at North Dakota State (Aug 27, 2016)
 1 at Monmouth (Sep 24, 2016)
 Punts 12 vs Kentucky St. (Sep 03, 2016)
 Punting Avg 51.0 at Florida St. (Sep 10, 2016)
 Long Punt 58 vs Kentucky St. (Sep 03, 2016)
 Punts inside 20 3 at Monmouth (Sep 24, 2016)
 Long Punt Return 89 at Florida St. (Sep 10, 2016)



2016 First Meetings

North Dakota State.....	L, 24-17 (OT)
Kentucky State.....	W, 57-7
Bucknell.....	Oct. 29

Florida State

0-2 (.000), 0-1 Away

Sept. 10, 2011 (A).....	10-62 L
Sept. 10, 2016 (A).....	8-52 L

Coastal Carolina

6-8 (.429), 4-3 Home, 2-5 Away

Nov. 22, 2003 (H).....	14-48 L
Nov. 20, 2004 (A).....	28-56 L
Nov. 19, 2005 (H).....	34-27 (OT) W
Nov. 18, 2006 (A).....	17-31 L
Nov. 17, 2007 (H).....	2-41 L
Nov. 22, 2008 (A).....	24-0 W
Nov. 21, 2009 (H).....	30-23 W
Nov. 20, 2010 (A).....	3-70 L
Nov. 12, 2011 (H).....	38-45 L
Nov. 17, 2012 (A).....	20-41 L
Nov. 9, 2013 (H).....	31-26 W
Nov. 1, 2014 (A).....	22-43 L
Oct. 31, 2015 (H).....	33-25 W
Oct. 1, 2016 (A).....	59-58 W (2 OT)

BIG SOUTH OPPONENTS

Monmouth

3-0 (1.000), 1-0 Home, 2-0 Away

Nov. 1, 2014 (A).....	27-0 W
Oct. 10, 2015 (H).....	37-7 W
Sept. 24, 2016 (A).....	35-7 W

Presbyterian

9-14 (.391), 5-7 Home, 4-7 Away

Sept. 11, 1993 (H).....	17-16 W
Sept. 10, 1994 (A).....	34-38 L
Sept. 9, 1995 (H).....	6-44 L
Sept. 14, 1996 (A).....	26-34 L
Sept. 13, 1997 (H).....	7-16 L
Sept. 12, 1998 (A).....	0-42 L
Sept. 11, 1999 (H).....	14-20 L
Sept. 9, 2000 (A).....	13-28 L
Sept. 8, 2001 (H).....	10-19 L
Sept. 14, 2002 (A).....	6-26 L
Sept. 13, 2003 (H).....	14-17 L
Sept. 11, 2004 (A).....	14-19 L
Sept. 10, 2005 (H).....	0-42 L
Sept. 2, 2006 (A).....	21-13 W
Nov. 10, 2007 (H).....	28-24 W
Nov. 8, 2008 (H).....	29-18 W
Nov. 7, 2009 (A).....	46-32 W
Nov. 13, 2010 (H).....	42-39 W
Nov. 19, 2011 (A).....	14-45 L
Oct. 20, 2012 (H).....	31-21 W
Nov. 2, 2013 (A).....	27-16 W
Oct. 18, 2014 (H).....	3-7 L
Oct. 17, 2015 (A).....	10-7 W

Gardner-Webb

6-9 (.357), 4-3 Home, 2-5 Away

Sept. 12, 1992 (A).....	0-56 L
Nov. 9, 2002 (H).....	15-57 L

Nov. 8, 2003 (A).....	0-46 L
Nov. 13, 2004 (H).....	0-18 L
Nov. 5, 2005 (A).....	38-7 W
Nov. 4, 2006 (H).....	28-14 W
Oct. 27, 2007 (A).....	25-29 L
Oct. 4, 2008 (H).....	13-10 W
Oct. 17, 2009 (A).....	20-27 L
Oct. 16, 2010 (H).....	25-35 L
Oct. 29, 2011 (A).....	7-14, L
Nov. 10, 2012 (H).....	28-10 W
Nov. 16, 2013 (A).....	10-27 L
Nov. 8, 2014 (H).....	44-14 W
Oct. 24, 2015 (A).....	34-0 W

Liberty

4-19 (.136), 2-9 Home, 2-10 Away

Oct. 30, 1993 (A).....	6-42 L
Nov. 19, 1994 (A).....	27-59 L
Oct. 28, 1995 (H).....	15-19 L
Oct. 26, 1996 (A).....	7-38 L
Oct. 25, 1997 (H).....	14-18 L
Oct. 3, 1998 (A).....	21-28 L
Oct. 23, 1999 (H).....	14-34 L
Nov. 11, 2000 (A).....	25-0 W
Nov. 10, 2001 (H).....	31-45 L
Oct. 19, 2002 (A).....	17-31 L
Nov. 1, 2003 (H).....	6-17 L
Oct. 30, 2004 (A).....	6-34 L
Nov. 12, 2005 (H).....	31-30 W
Nov. 11, 2006 (A).....	20-34 L
Oct. 20, 2007 (H).....	10-50 L
Oct. 25, 2008 (A).....	0-42 L
Oct. 24, 2009 (H).....	13-20 L
Oct. 9, 2010 (A).....	20-44 L
Oct. 22, 2011 (H).....	16-38 L
Nov. 3, 2012 (A).....	12-26 L
Nov. 23, 2013 (H).....	14-56 L
Nov. 15, 2014 (A).....	38-36 W
Nov. 14, 2015 (H).....	31-24 W

Kennesaw State

1-0 (1.000), 1-0 Away

Nov. 7, 2015 (A).....	28-14 W
-----------------------	---------

CSU vs. All Time (113-169)

Alabama.....	0-1
Alabama-Birmingham.....	0-6
Allen.....	1-0
Appalachian State.....	1-0
Austin Peay.....	4-0
Benedict.....	1-0
Bethel.....	1-0
Campbell.....	2-0
Catawba.....	0-1
Central Florida (UCF).....	0-1
Charleston (WW).....	1-0
Charlotte.....	2-0
Chattanooga.....	0-1
Citadel, The.....	5-5
Citadel J.V., The.....	1-1
Coastal Carolina.....	6-8
Colorado.....	0-1
Davidson.....	0-2
East Tennessee State.....	0-5
Edward Waters.....	4-0
Elon.....	0-4
Ferrum.....	0-1
Florida.....	0-1
Florida State.....	0-2
Frostburg State.....	1-0
Gallaudet.....	1-0
Gardner-Webb.....	6-9
Georgetown.....	1-0
Georgia.....	0-1
Guilford.....	2-1
Hawaii.....	0-2
Hofstra.....	0-2
Howard.....	0-2
Illinois.....	0-1
Jacksonville.....	5-2
Jacksonville State.....	0-1
James Madison.....	0-1
Johnson C. Smith.....	1-0
Kennesaw State.....	1-0
Kentucky.....	0-1
Kentucky State.....	1-0
Lees-McRae.....	1-0
Lenoir-Rhyne.....	1-0
Liberty.....	4-19
Mars Hill.....	1-2
Methodist.....	1-1
Miami (Fla.).....	0-1
Miami (Ohio).....	0-1
Monmouth.....	3-0
Morehead State.....	1-3
Morgan State.....	0-2
New Haven.....	0-1
Newberry.....	2-7
Newport News Apprentice.....	1-2
Norfolk State.....	1-1
North Dakota State.....	0-1
North Greenville.....	12-1
Point.....	1-0
Presbyterian.....	9-14
Samford.....	0-2
Savannah State.....	6-0
Shorter.....	2-0
South Carolina State.....	0-8
South Florida (USF).....	0-5
Stony Brook.....	1-4
Tennessee-Martin.....	0-1
Towson State.....	0-2
Troy State.....	0-3
Tusculum.....	3-1
Vanderbilt.....	0-1
Virginia Military Institute (VMI).....	7-6
Wesley College.....	0-1
West Liberty State.....	1-0
West Virginia St. College.....	5-0
West Virginia Wesleyan.....	1-0
Wingate.....	1-1
Wofford.....	0-13



CSU

RUSHING

30 attempts.....34, C. Reyes @ Appalachian State 09/28/13 (School Record)
200 yards.....226, A. Copeland vs. West Virginia Wesley College 10/15/05
4 TDs.....T. Allen vs. Presbyterian 10/20/12
3 TDs.....M. Holloway, The Citadel, 9/26/15
.....M. Holloway, Monmouth, 10/10/15
Two 100-yard performances (same game)
.....127, B. Robinson, D. Hammond vs. N. Greenville, 9/12/15

Back-to-Back 100-yard Games .. M. Holloway, 151 @ Monmouth, 9/24/16; 140 @ Coastal Carolina, 10/1/16

PASSING

30-39 attempts33, A. J. Toscano at Gardner-Webb 10/17/2009
40-49 attempts48, R. Mounce vs. Coastal Carolina 11/12/11
50 attempts.....53, A. Trudnowski vs. VMI 10/23/10
20-29 completions.....20, A. Brown vs. Liberty 11/14/15
.....27, R. Mounce vs. Coastal Carolina 11/12/11
30-39 completions.....34, E. Byrd vs. North Greenville 9/29/07
300 yards.....301, A. Brown, vs. Liberty 11/14/15
.....397, R. Mounce vs. Coastal Carolina 11/12/11
400 yards.....419, C. Drafts vs. Allen 11/6/04
3 TDsA. Brown vs. Gardner-Webb 10/24/15
.....M. Dixon vs. VMI 10/13/12
4 TDs.....S. Bucenell @ Coastal Carolina 10/1/16
5 TDsC. Drafts vs. The Citadel 9/9/2006

RECEIVING

10+ receptions10, N. Perera vs. Jacksonville 09/08/12
150 yards.....232, N. Perera vs. Stony Brook 11/05/11
200 yards.....232, N. Perera vs. Stony Brook 11/05/11
Two 100-yard receivers (same game).....N. Perera, 7 rec., 128 yards, 2 TD
.....K. Dinkins, 6 rec. 114 yards, 2 TDs, A. Brown, vs. Liberty 11/14/15
.....134, N. Perera; 105, C. Jones vs. Jacksonville 09/08/12

TOTAL OFFENSE

600 yards.....617, Charlotte - 9/27/14, 641, Allen - Nov., 2004*
500 yards.....527 vs. Kentucky State, 9/3/16
400 yards473 @ Coastal Carolina, 10/1/16

FIELD GOALS

50 yards.....51, J. Paglia vs. Stony Brook 11/14/09
4 FG made.....N. Ellis vs. Savannah St. 10/06/07

TOUCHDOWN RETURNS (YARDAGE)

Kickoff81, G. Stevenson vs. Gardner-Webb 10/16/10
Punt70, K. Fraise vs. Kentucky State 9/3/16
Interception28, Solomon Brown vs. G-W, 10/24/15
Fumble61, A. Ellis, at Kennesaw State 11/7/15
Blocked Field Goal68, P. Ashley vs. JCSU 09/15/07
Blocked Punt.....17, L. Mathis at Vanderbilt 10/11/14

RUN/PASS DISTANCE

90-yard run.....90, A. Singleton at Austin Peay 10/14/00
80-yard run.....84, C. Reyes vs. Gardner-Webb 11/8/14
70-yard run75, M. Holloway at Monmouth 9/24/16
60-yard run60, D. Hammond, vs. NGU 9/3/15
50-yard run50, B. Robinson vs. Liberty 11/14/15
90-yard pass92, J. Stills vs. Austin Peay 10/13/01
80-yard pass84, S. Bucenell to J. Scotland 9/3/16
70-yard pass72, M. Dixon to N. Perera vs. Jacksonville 09/08/12
60-yard pass63, S. Bucenell to M. Holloway at Monmouth 9/24/16

TEAM

Shut out opponent at home.....North Greenville, 34-0 (09/26/09)
Shut out opponent on road.....at Gardner-Webb, 34-0 (10/24/15)
Played Overtime.....at Coastal Carolina, W, 59-58 10/1/16
Forced five turnovers.....at Presbyterian 11/07/09
Scored a safety.....M. Taylor at Florida State 9/10/16
Game-winning field goal.....C. Mitchell (29 yards) at The Citadel 08/31/13
Blocked a punt.....J. Scotland vs. Liberty 11/14/15
Scored 40 points.....47, vs. ETSU, 9/17/15
Scored 50 points.....57, vs. Kentucky State, 9/3/16
Scored 60 points.....61, vs. Point 8/28/14
Blocked a FG.....1, (J. Slaton and C. Bachelor) vs. Monmouth 11/1/14,
.....2, (Dylan Black and Will Hunt) vs. North Greenville 10/5/13

OPPONENTS

RUSHING

30 + attempts33, L. Byrd at Presbyterian 11/07/09
200 yards.....274, L. Byrd at Presbyterian 11/07/00
4 TDs.....M. Adkins II, at Colorado 10/19/13
3 TDs.....De'Angelo Henderon, at Coastal Carolina 10/25/14
Two 100-yard rush (same game)
.....109, D. Rouse; 102, L. Byrd- Presbyterian 10/20/12

PASSING

30-39 attempts31, C. Williams at Monmouth 9/24/16
40-49 attempts.....46, A. Ross vs. Coastal Carolina 10/31/15
20-29 completions.....28, A. Ross vs. Coastal Carolina 10/31/15
300 yards.....334, N. Hughes, vs. North Greenville 10/5/13
3 TDsD. Francois, at Florida State 9/10/16
4 TDs.....E. J. Manuel, at Florida St. 9/10/11
5 TDs.....K. Essington, at Stony Brook 10/06/12
6 TDs.....B. Moniz, at Hawaii 9/25/10
4+ interceptionsN/A

RECEIVING

10+ receptions10 D. Peterson, at Liberty 11/15/14,
.....13, F. Martino vs. North Greenville 10/05/13
200+ yards214, K. Norrell at Stony Brook 10/06/12
150-179 yards174, John Israel, at Coastal Carolina 10/25/14
140-149 yards149, J. Turner vs. Jacksonville 10/26/02
130-139 yards131, G. Salas at Hawaii 9/25/10
3 TDs.....D. Peterson, at Liberty 11/15/14

TOTAL OFFENSE

500 yards.....580, at Georgia 11/22/14
400 yards.....412, at Coastal Carolina 10/1/16

FIELD GOALS

50+ yards52, C. Pedersen at North Dakota State 8/27/16
5 FG attemptsM. Sharpe, at VMI 10/11/03

TOUCHDOWN RETURNS

Kickoff.....93, C. Walden at Jacksonville 9/17/11
Punt89, J. Wilson at Florida State 9/10/16
Interception44, Peters vs Liberty 11/14/15
Fumble.....70, J. Washington vs. VMI 10/13/12

RUN/PASS DISTANCE

70-yard run.....77, S. Koudossou vs. Wesley 10/01/11
60-yard run.....64, B. Moon at Shorter 9/22/12
50-yard run.....53, B. Moon vs. Shorter 9/07/13
90-yard pass.....91, B. Parson vs. Liberty 11/10/01
80-yard pass.....87, K. Hughes 11/03/07
70-yard pass79, Bennett (Kennesaw St.) 11/7/15
60-yard pass.....65, C.J. Duncan vs. Vanderbilt, 10/14/2014

TEAM

Shut out Charleston Southern on roadIllinois 9/12/12
Scored 30-39 points.....36, Liberty 11/15/14
Scored 40-49 points44, at Troy (9/12/15)
.....43, at Coastal Carolina (10/25/14),
Scored 50-59 points52, at Florida State 9/10/16
Scored 60+ points62 - at Florida St. 9/10/11
Scored safetyCitadel team (errant snap on punt), at The Citadel 8/31/13
Blocked a field goalT. Tekac at G-W (10/24/15)

BOLD is from 2016 Season

*Denotes CSU School Record